

---

**2020**

# Cabarrus County Community Needs Assessment

## Appendices A—D

Appendix A: Community Needs Assessment Tools **Pg 2 - 19**

Appendix B: Primary Data Findings **Pg 20 - 115**

Appendix C: Community Planning Council Welcome Packet **Pg 116 - 122**

Appendix D: Health Resources Inventory **Pg 123 - 146**

**Cabarrus Community Planning Council**



**Healthy Cabarrus**  
*Partnerships for Life*

# Healthy Cabarrus

*Partnerships for Life*

## 2020 Cabarrus Community Needs Survey

Healthy Cabarrus is conducting this survey for adults in Cabarrus County to learn about their health and quality of life. We also want to identify which serious health care and human service needs are **NOT** being met. Your individual responses will remain confidential and will not be linked to you in any way.

Only one adult in your household needs to complete this survey.

This survey will take about **15 minutes** to complete.

*By completing this survey, you agree that you are 18 years or older, currently live in Cabarrus County, and have not taken this survey this year.*

1. Do you live in Cabarrus County?

- ☐ Yes
- ☐ No

**If no, please do not continue with this survey.**

### HEALTH BEHAVIORS

2. What prevents you from eating fruits and vegetables daily? *Check all that apply.*

- ☐ I eat fruits and/or vegetables
- ☐ Too expensive
- ☐ Lack of access
- ☐ I don't know how to cook fruits and vegetables
- ☐ I don't like fruits and vegetables
- ☐ Not enough time to cook or prepare
- ☐ Other: \_\_\_\_\_

3. During a typical week, how much time do you engage in moderate physical activity? This might include brisk walking or gardening for example. *Select one answer.*

- ☐ None
- ☐ Less than 30 minutes per week
- ☐ 30 to 60 minutes per week
- ☐ 60 to 100 minutes per week
- ☐ 100 to 150 minutes per week
- ☐ 150 minutes or more

4. Where do you exercise or participate in physical activity? *Check all that apply.*

- |  |   |
|--|---|
| <input type="checkbox"/> I don't exercise          | <input type="checkbox"/> Onsite facility at work    |
| <input type="checkbox"/> Public recreation centers | <input type="checkbox"/> YMCA                       |
| <input type="checkbox"/> Senior Center             | <input type="checkbox"/> Faith Community facilities |
| <input type="checkbox"/> Parks or trails           | <input type="checkbox"/> Malls                      |
| <input type="checkbox"/> Home                      | <input type="checkbox"/> School Setting             |
| <input type="checkbox"/> Neighborhood              | <input type="checkbox"/> Other: _____               |
| <input type="checkbox"/> Private gym/pool          |   |

5. What are the reasons why you don't exercise? *Check all that apply.*

- |   |  |
|---|--|
| <input type="checkbox"/> I do exercise  | <input type="checkbox"/> No safe place to exercise |
| <input type="checkbox"/> Lack of motivation                                     | <input type="checkbox"/> Physically unable         |
| <input type="checkbox"/> Lack of time   | <input type="checkbox"/> Transportation            |
| <input type="checkbox"/> Family obligations (cooking, cleaning, household work) | <input type="checkbox"/> Cost                      |
| <input type="checkbox"/> I don't have childcare                                 | <input type="checkbox"/> Other: _____              |

## CLINICAL CARE

6. Do you or members of your family seek regular or preventative medical care? (Dental, eye, and physical exams)

- ☐ Yes  
☐ No

7. In the past year, has anyone in your household had a problem getting any of the following **health care services**? *Check all that apply.*

- |   |  |
|---|--|
| <input type="checkbox"/> Primary care services (physicals, child well checks, immunizations, sick visits) | <input type="checkbox"/> Mental health services                                    |
| <input type="checkbox"/> Vision services  | <input type="checkbox"/> Prescription medication                                   |
| <input type="checkbox"/> Hearing services   | <input type="checkbox"/> Weight loss or wellness programs (nutrition and exercise) |
| <input type="checkbox"/> Dental services  | <input type="checkbox"/> Medical specialists                                       |
| <input type="checkbox"/> Services for developmental disabilities  | <input type="checkbox"/> Not applicable  |
| <input type="checkbox"/> Alcohol or drug use treatment services   | <input type="checkbox"/> Other: _____  |

8. Where do you or adult members of your household go for **medical care**? *Select one answer.*

- |   |  |
|---|--|
| <input type="checkbox"/> Doctor's office                              | <input type="checkbox"/> Hospital Emergency Room             |
| <input type="checkbox"/> Community Free Clinic                        | <input type="checkbox"/> Urgent Care, Minute Clinic          |
| <input type="checkbox"/> Health Centers (Logan, McGill)               | <input type="checkbox"/> Employee Health Clinic              |
| <input type="checkbox"/> Health Department (Cabarrus Health Alliance) | <input type="checkbox"/> Veterans Health Administration (VA) |
|   | <input type="checkbox"/> Other: _____                        |

9. Where do you or members of your household go for **dental care**? *Select one answer.*

- ☐ Dental Office  
☐ Health Department (Cabarrus Health Alliance)  
☐ Hospital Emergency Room  
☐ Urgent Care, Minute Clinic  
☐ Other: \_\_\_\_\_

10. Where do you or members of your household go for **mental health care**? *Select one answer.*

- |  |   |
|--|---|
| <input type="checkbox"/> We have not needed mental health services | <input type="checkbox"/> Health Department (Cabarrus Health Alliance) |
| <input type="checkbox"/> Mental Health provider                    | <input type="checkbox"/> Hospital Emergency Room                      |
| <input type="checkbox"/> Doctor's office                           | <input type="checkbox"/> Urgent Care, Minute Clinic                   |
| <input type="checkbox"/> Community Free Clinic                     | <input type="checkbox"/> Faith Community                              |
| <input type="checkbox"/> Health Centers (Logan, McGill)            | <input type="checkbox"/> Employee Assistance Program (EAP)            |
|  | <input type="checkbox"/> Other: _____                                 |

11. What has prevented you or someone in your household from using health care services (primary care, dental, mental)? *Check all that apply.*

- |   |  |
|---|--|
| <input type="checkbox"/> Accessible programs/services | <input type="checkbox"/> Waitlist or waiver required |
| <input type="checkbox"/> Transportation               | <input type="checkbox"/> Not applicable              |
| <input type="checkbox"/> No health insurance          | <input type="checkbox"/> Other: _____                |
| <input type="checkbox"/> Cost, financial              |  |

12. What type of health insurance **do you currently have?** *Select one answer.*
- |   |  |
|---|--|
| <input type="checkbox"/> I do not have health insurance         | <input type="checkbox"/> TriCare (Military or veteran's insurance) |
| <input type="checkbox"/> Private or employer provided insurance | <input type="checkbox"/> HealthNet (Pink Card)                     |
| <input type="checkbox"/> Medicaid                               | <input type="checkbox"/> ACA Marketplace / Obamacare               |
| <input type="checkbox"/> Medicare                               | <input type="checkbox"/> Other: _____                              |
| <input type="checkbox"/> NC Health Choice                       |  |
13. Do you or anyone in your household have a **chronic disabling condition or special health care need, diagnosed or undiagnosed** (*medical, physical, developmental, intellectual, emotional or behavioral*)?
- ☐ Yes, a child (age 0 to 17)
- ☐ Yes, an adult (age 18 and older)
- ☐ No
14. If someone in your household has a **chronic disabling condition or special health care need**, what services do they need but do not have? *Check all that apply.*
- ☐ No one in my household has a chronic disabling condition or special health care need
- ☐ Accessible programs/facilities for physical activity
- ☐ Nutritional resources to eat healthy foods
- ☐ Transportation to access services in the community
- ☐ Recreational, occupational, physical or other forms of therapy
- ☐ Care for individuals with disabilities
- ☐ Other: \_\_\_\_\_

## CHILDREN

15. How **many children** under the age of 18 are living in your household?
- ☐ 0 (*If you answered 0, skip to Question 22*)
- ☐ 1
- ☐ 2
- ☐ 3
- ☐ 4
- ☐ 5
- ☐ 6 or more
16. Who is raising the child/children?
- |  |   |
|--|---|
| <input type="checkbox"/> Single Parent | <input type="checkbox"/> Other family members |
| <input type="checkbox"/> Both Parents  | <input type="checkbox"/> Other: _____         |
| <input type="checkbox"/> Grandparents  |   |
17. Have you had problems finding **quality** child care in Cabarrus County?
- ☐ Yes
- ☐ No
18. If yes, what type of childcare were you trying to access?
- ☐ Childcare for birth to 5 years
- ☐ Before or afterschool care Kindergarten to 12 year olds
- ☐ Childcare that accepts financial assistance
- ☐ Affordable after school activities for children 13 and older
- ☐ Other: \_\_\_\_\_
19. Has your family had problems **affording** child care for your children?
- ☐ Yes
- ☐ No

20. Where do you **take your child first** for medical care? *Select one answer.*

- ☐ Doctor's office
- ☐ Health Department (Cabarrus Health Alliance)
- ☐ Hospital Emergency Room
- ☐ Health Centers (Logan, McGill)
- ☐ Urgent Care, Minute Clinic
- ☐ Other: \_\_\_\_\_

21. What type of **health insurance** does your child or children within your home have?

- ☐ My child/children do not have health insurance
- ☐ Private or employer-provided insurance
- ☐ Medicaid
- ☐ TriCare (Military or Veteran's insurance)
- ☐ ACA Marketplace or Obamacare
- ☐ Other: \_\_\_\_\_

## SOCIAL AND ECONOMIC FACTORS

22. In the past year, did you or someone in your household have any of the following **educational needs** that were not met? *Check all that apply.*

- |  |   |
|--|---|
| <input type="checkbox"/> Did not have any educational needs                        | <input type="checkbox"/> English as a second language classes                       |
| <input type="checkbox"/> Vocational, technical or job skills training              | <input type="checkbox"/> Classes to help a person read or write better              |
| <input type="checkbox"/> Assistance getting a high school diploma/GED              | <input type="checkbox"/> Education on how to access community programs and services |
| <input type="checkbox"/> College courses (Community College or 4-year Institution) | <input type="checkbox"/> Computer/internet training                                 |
|  | <input type="checkbox"/> Other: _____   |

23. In the past year, did you or a member of your household **need assistance** with any of the following? *Check all that apply.*

- |   |   |
|---|---|
| <input type="checkbox"/> Did not need assistance                              | <input type="checkbox"/> Transportation   |
| <input type="checkbox"/> Rent or house payment                                | <input type="checkbox"/> Modifications to your home (ex. ramp, handrail)                            |
| <input type="checkbox"/> Utility bills (water, heat, or light bills)          | <input type="checkbox"/> Medical or adaptive equipment not covered by Medicaid or private insurance |
| <input type="checkbox"/> Critical home repairs                                | <input type="checkbox"/> Other: _____   |
| <input type="checkbox"/> Household goods (furniture, a stove or refrigerator) |   |
| <input type="checkbox"/> Food for you or your family                          |   |
| <input type="checkbox"/> Clothing for you or your family                      |   |

24. If you are the primary caregiver for someone who is unable to care for themselves, did you have difficulty finding or using any of the following services in the past year? *Check all that apply.*

- |  |  |
|--|--|
| <input type="checkbox"/> I am not the primary caregiver for someone who is unable to care for themselves | <input type="checkbox"/> Someone to assist a person who is sick, elderly, or disabled, with household chores |
| <input type="checkbox"/> Individual counseling   | <input type="checkbox"/> Relief for a household member who provides care for another person                  |
| <input type="checkbox"/> Family counseling   | <input type="checkbox"/> Transportation  |
| <input type="checkbox"/> Substance use counseling or assistance  | <input type="checkbox"/> Faith community   |
| <input type="checkbox"/> Adult day care outside of the home  | <input type="checkbox"/> Other: _____  |
| <input type="checkbox"/> Nursing or in-home healthcare visit   |  |

25. In the past year, did your household have to experience the following **food situations** due to not enough food in the home? *Check all that apply.*
- ☐ Worried about having enough food
  - ☐ We didn't have money to purchase enough food
  - ☐ Cut the size of our meal
  - ☐ Left a meal hungry
  - ☐ Had to skip a meal
  - ☐ Didn't eat for a whole day
  - ☐ None of the above
26. If you were to talk with someone besides a family member or friend, about your feelings and problems, who would you go to first?
- |   |   |
|---|---|
| <input type="checkbox"/> I would not talk to anyone   | <input type="checkbox"/> Doctor                 |
| <input type="checkbox"/> Priest, Pastor, Faith leader | <input type="checkbox"/> Nurse                  |
| <input type="checkbox"/> Teacher                      | <input type="checkbox"/> Mental Health provider |
| <input type="checkbox"/> Counselor                    | <input type="checkbox"/> Other: _____           |
27. In the past year, have you or someone in your household wished to talk to someone about: *Check all that apply.*
- |  |   |
|--|---|
| <input type="checkbox"/> Did not have a need to talk to someone    | <input type="checkbox"/> Stresses of raising a family           |
| <input type="checkbox"/> Negative past experiences                 | <input type="checkbox"/> Stresses of caring for an older person |
| <input type="checkbox"/> Household finances                        | <input type="checkbox"/> Alcohol or drug dependence             |
| <input type="checkbox"/> A serious illness or death of a loved one | <input type="checkbox"/> Marital or relationship problems       |
| <input type="checkbox"/> Anxiety or depression                     | <input type="checkbox"/> Other: _____                           |
28. In the past year, have you been **physically, verbally abused or mistreated** by your spouse, intimate partner or another person?
- ☐ Yes
  - ☐ No
29. Were children present at any time during the abuse?
- ☐ I did not experience physical, verbal abuse or mistreatment
  - ☐ Yes
  - ☐ No
30. I believe that a person addicted to any drug or substance: *Check all that apply.*
- |   |  |
|---|--|
| <input type="checkbox"/> Should be treated like any other member of our community | <input type="checkbox"/> Made poor choices and has to deal with the consequences       |
| <input type="checkbox"/> Is too weak to stop on their own                         | <input type="checkbox"/> Has a disease like diabetes, arthritis, and heart disease     |
| <input type="checkbox"/> Cannot be trusted  | <input type="checkbox"/> Should not have access to medical care after repeat overdoses |
| <input type="checkbox"/> Deserves access to treatment and recovery support        | <input type="checkbox"/> Other: _____  |
31. In the past year, did you or someone in your household experience **discrimination** when trying to get any of the following services? *Check all that apply.*
- |  |   |
|--|---|
| <input type="checkbox"/> No one in my household has experienced discrimination | <input type="checkbox"/> Assistance from community agencies |
| <input type="checkbox"/> Credit (ex. Loans, credit cards, car)                 | <input type="checkbox"/> Employment or job promotion        |
| <input type="checkbox"/> Adequate housing                                      | <input type="checkbox"/> Health services                    |
| <input type="checkbox"/> Assistance with school needs                          | <input type="checkbox"/> Services through court system      |
| <input type="checkbox"/> Service by police                                     | <input type="checkbox"/> Spiritual guidance                 |
|  | <input type="checkbox"/> Other: _____                       |

32. In your experience, was the **discrimination** based on any of the following? *Check all that apply.*

- |  |  |
|--|--|
| <input type="checkbox"/> No one in my household has experienced discrimination | <input type="checkbox"/> Religion                    |
| <input type="checkbox"/> Gender  | <input type="checkbox"/> Age                         |
| <input type="checkbox"/> Race or skin color                                    | <input type="checkbox"/> Disability                  |
| <input type="checkbox"/> National origin or ethnicity                          | <input type="checkbox"/> Income level                |
| <input type="checkbox"/> Sexual orientation                                    | <input type="checkbox"/> Lack of English proficiency |
|  | <input type="checkbox"/> Other: _____                |

33. Are there services and programs needed in Cabarrus County to help improve the lives of adults ages 60 and older?

- ☐ Yes  
☐ No  
☐ Don't know

34. If yes, what senior services and programs are needed? *Check all that apply.*

- |  |   |
|--|---|
| <input type="checkbox"/> Health services                 | <input type="checkbox"/> Caregiver, adult day care          |
| <input type="checkbox"/> Financial assistance            | <input type="checkbox"/> Elder abuse and neglect prevention |
| <input type="checkbox"/> Transportation                  | <input type="checkbox"/> Food                               |
| <input type="checkbox"/> Help finding and using services | <input type="checkbox"/> Senior Centers (recreation)        |
| <input type="checkbox"/> Housing                         | <input type="checkbox"/> Other: _____                       |
| <input type="checkbox"/> Dementia care                   |   |

35. How do you feel in your community? *Check all that apply.*

- |   |   |
|---|---|
| <input type="checkbox"/> Supported      | <input type="checkbox"/> Alone              |
| <input type="checkbox"/> Connected      | <input type="checkbox"/> Scared             |
| <input type="checkbox"/> I have a voice | <input type="checkbox"/> Forgotten, ignored |
| <input type="checkbox"/> Safe           | <input type="checkbox"/> Other: _____       |

## PHYSICAL ENVIRONMENT

36. Which of the following best describes your **current living situation**?

- ☐ I own my home  
☐ I rent my home  
☐ I rent a room/space in someone's house  
☐ I live with relatives or friends  
☐ I live in a weekly hotel or motel  
☐ I am homeless or live in transitional housing or shelter  
☐ Other: \_\_\_\_\_

37. Does the place where you are currently living have any of the following issues? *Check all that apply.*

- |  |   |
|--|---|
| <input type="checkbox"/> Exposed wiring                    | <input type="checkbox"/> Lack of cold and hot running water |
| <input type="checkbox"/> Heating issues                    | <input type="checkbox"/> No working bath tub or shower      |
| <input type="checkbox"/> Leaking roofs, water leaks (mold) | <input type="checkbox"/> No working toilet                  |
| <input type="checkbox"/> Holes in floors or walls          | <input type="checkbox"/> None of the above                  |
| <input type="checkbox"/> Peeling paint                     | <input type="checkbox"/> Other: _____                       |

38. Are there additional adults and children, which you are not the primary caregiver for, who currently live with you because they cannot afford to live on their own?

- ☐ Yes  
☐ No

39. If yes, what is the total number of additional adults and children living with you?

- ☐ 0
- ☐ 1
- ☐ 2
- ☐ 3
- ☐ 4
- ☐ 5
- ☐ 6 or more

40. In the past year, did you have any of the following living arrangements? *Check all that apply.*

- ☐ I lived in a place not meant for habitation, including: cars, parks, abandoned buildings, streets
- ☐ I lived in an emergency shelter such as, transitional housing or a weekly hotel or motel
- ☐ I lived in a temporary arrangement with friends or family that was not long-lasting
- ☐ No, I did not have any of these living arrangements

41. Which of the following places have you or someone in your household had a difficult time getting to because **transportation was not available**? *Check all that apply.*

- |   |   |
|---|---|
| <input type="checkbox"/> Did not experience any transportation issues         | <input type="checkbox"/> Faith facility   |
| <input type="checkbox"/> Job  | <input type="checkbox"/> Health care office (doctor, dentist, mental health provider) |
| <input type="checkbox"/> Social services or helping agencies                  | <input type="checkbox"/> Pharmacy   |
| <input type="checkbox"/> Grocery store  | <input type="checkbox"/> Preschool or day care  |
| <input type="checkbox"/> Places for recreation, entertainment                 | <input type="checkbox"/> Other: _____   |
| <input type="checkbox"/> Post-secondary education (college, technical school) |   |

42. What do you think are the **TOP THREE** biggest crime and safety issues facing individuals in your community? *Choose three.*

- |   |  |
|---|--|
| <input type="checkbox"/> Abuse of the elderly       | <input type="checkbox"/> Motor vehicle injuries including bicyclists and pedestrians |
| <input type="checkbox"/> Child neglect and abuse    | <input type="checkbox"/> Reckless or drunk driving                                   |
| <input type="checkbox"/> Discrimination, racism     | <input type="checkbox"/> Selling drugs or drug use                                   |
| <input type="checkbox"/> Domestic, sexual assault   | <input type="checkbox"/> Theft   |
| <input type="checkbox"/> Gang involvement, activity | <input type="checkbox"/> Violent crime (murder, assault)                             |
| <input type="checkbox"/> Human and sex trafficking  | <input type="checkbox"/> Other: _____  |

43. Please look at this list of issues facing individuals in our community. In your opinion, which **THREE** issues are the most concerning in Cabarrus County. *Choose three.*

- |  |   |
|--|---|
| <input type="checkbox"/> Adolescent health                                       | <input type="checkbox"/> Housing (homeless, cost of living)             |
| <input type="checkbox"/> Childcare   | <input type="checkbox"/> Human and Sex Trafficking                      |
| <input type="checkbox"/> Child or elder abuse                                    | <input type="checkbox"/> Infant Mortality                               |
| <input type="checkbox"/> Chronic disease (diabetes, COPD, Cancer)                | <input type="checkbox"/> Lack of transportation                         |
| <input type="checkbox"/> Crime and violence (theft, gangs, unsafe neighborhood)  | <input type="checkbox"/> Lack of employment opportunities               |
| <input type="checkbox"/> Dental health   | <input type="checkbox"/> Low income, poverty                            |
| <input type="checkbox"/> Disability and health                                   | <input type="checkbox"/> Mental health                                  |
| <input type="checkbox"/> Discrimination, racism                                  | <input type="checkbox"/> Obesity  |
| <input type="checkbox"/> Domestic violence                                       | <input type="checkbox"/> Primary health care                            |
| <input type="checkbox"/> Dropping out of school                                  | <input type="checkbox"/> Sexually Transmitted Disease                   |
| <input type="checkbox"/> Environmental health or pollution (air, water and land) | <input type="checkbox"/> Substance use (alcohol and illicit substances) |
| <input type="checkbox"/> Food insecurity   | <input type="checkbox"/> Tobacco and vaping                             |
|  | <input type="checkbox"/> Other: _____                                   |



## DEMOGRAPHICS

44. What is your age?

- ☐ Under 18
- ☐ 18-24
- ☐ 25-34
- ☐ 35-44
- ☐ 45-54
- ☐ 55-64
- ☐ 65+

45. What is your gender?

- ☐ Female
- ☐ Male
- ☐ Other
- ☐ Prefer not to answer

46. What is your race/ethnicity?

- ☐ White
- ☐ Black or African American
- ☐ Latino or Hispanic
- ☐ Asian or Pacific Islander
- ☐ Native American
- ☐ Other: \_\_\_\_\_

47. What is your marital status?

- ☐ Single
- ☐ Married
- ☐ Separated
- ☐ Divorced
- ☐ Widowed
- ☐ Prefer not to answer

48. How many people, including you, live in your household?

\_\_\_\_\_

49. What is the **highest level of education** you have completed?

- ☐ 12<sup>th</sup> grade or less, no diploma
- ☐ High school graduate or GED
- ☐ Some college, but no degree
- ☐ Associate's degree or vocational training
- ☐ Bachelor's degree
- ☐ Graduate or professional degree (Master's and PhD)

50. Which of the following categories best describes **your household income** last year **before taxes**?

- |   |   |
|---|---|
| <input type="checkbox"/> Less than \$9,999    | <input type="checkbox"/> \$55,000 to \$74,999   |
| <input type="checkbox"/> \$10,000 to \$14,999 | <input type="checkbox"/> \$75,000 to \$99,999   |
| <input type="checkbox"/> \$15,000 to \$24,999 | <input type="checkbox"/> \$100,000 to \$149,999 |
| <input type="checkbox"/> \$25,000 to \$34,999 | <input type="checkbox"/> More than \$150,000    |
| <input type="checkbox"/> \$35,000 to \$44,999 | <input type="checkbox"/> Prefer not to answer   |
| <input type="checkbox"/> \$45,000 to \$54,999 |   |

51. Which of the following best describes your current employment status?

- |   |   |
|---|---|
| <input type="checkbox"/> Employed full-time   | <input type="checkbox"/> Student        |
| <input type="checkbox"/> Employed part-time   | <input type="checkbox"/> Retired        |
| <input type="checkbox"/> Unemployed           | <input type="checkbox"/> Unable to work |
| <input type="checkbox"/> Caregiver, Homemaker |   |

52. What is your household's zip code?

- |   |  |
|---|--|
| <input type="checkbox"/> 28025 Concord    | <input type="checkbox"/> 28124 Mount Pleasant  |
| <input type="checkbox"/> 28027 Concord    | <input type="checkbox"/> 28036                 |
| <input type="checkbox"/> 28081 Kannapolis | <input type="checkbox"/> 28138                 |
| <input type="checkbox"/> 28083 Kannapolis | <input type="checkbox"/> 28269                 |
| <input type="checkbox"/> 28075 Harrisburg | <input type="checkbox"/> Other Zip Code: _____ |
| <input type="checkbox"/> 28107 Midland    |  |

***Thank you!***

## Key Informant Survey

As a community leader in Cabarrus County, you have been selected to provide input for the 2020 Cabarrus Community Needs Assessment. Your position in the community gives you valuable insight into this process.

You do **not** have to reside in Cabarrus County to complete this survey.

- Please indicate how strongly you agree or disagree with the following **quality of life statements**.

	Strongly Disagree	Disagree	Agree	Strongly Agree
Cabarrus County is a good place to raise children	<input type="checkbox"/>	<input type="checkbox"/>	<input type="checkbox"/>	<input type="checkbox"/>
Cabarrus County is a good place to age.	<input type="checkbox"/>	<input type="checkbox"/>	<input type="checkbox"/>	<input type="checkbox"/>
There is enough economic opportunity in Cabarrus County.	<input type="checkbox"/>	<input type="checkbox"/>	<input type="checkbox"/>	<input type="checkbox"/>
There is enough support and help for Cabarrus County individuals and families during times of crisis.	<input type="checkbox"/>	<input type="checkbox"/>	<input type="checkbox"/>	<input type="checkbox"/>
There is a good healthcare system in Cabarrus County	<input type="checkbox"/>	<input type="checkbox"/>	<input type="checkbox"/>	<input type="checkbox"/>
Cabarrus County offers recreational opportunities for all ages ( <i>parks, libraries, senior centers</i> ).	<input type="checkbox"/>	<input type="checkbox"/>	<input type="checkbox"/>	<input type="checkbox"/>
Cabarrus County offers a good quality of life for all ages.	<input type="checkbox"/>	<input type="checkbox"/>	<input type="checkbox"/>	<input type="checkbox"/>

- Please rate how significant each of the following **social economic issues** is as a current community problem in Cabarrus County.

	Not at all significant	Somewhat Significant	Very Significant	Unsure
<b>Aging Services</b>				
Daily in-home services ( <i>personal care, housekeeping, errands</i> )	<input type="checkbox"/>	<input type="checkbox"/>	<input type="checkbox"/>	<input type="checkbox"/>
Specialized services ( <i>hearing aids, adult day care, assisted living</i> )	<input type="checkbox"/>	<input type="checkbox"/>	<input type="checkbox"/>	<input type="checkbox"/>
Financial services ( <i>affordability of health insurance</i> )	<input type="checkbox"/>	<input type="checkbox"/>	<input type="checkbox"/>	<input type="checkbox"/>
Physical, wellness, and social activities	<input type="checkbox"/>	<input type="checkbox"/>	<input type="checkbox"/>	<input type="checkbox"/>
<b>Child Care Services</b>				
Availability	<input type="checkbox"/>	<input type="checkbox"/>	<input type="checkbox"/>	<input type="checkbox"/>
Affordability	<input type="checkbox"/>	<input type="checkbox"/>	<input type="checkbox"/>	<input type="checkbox"/>
Quality	<input type="checkbox"/>	<input type="checkbox"/>	<input type="checkbox"/>	<input type="checkbox"/>
<b>Social Disparities</b>				
Education	<input type="checkbox"/>	<input type="checkbox"/>	<input type="checkbox"/>	<input type="checkbox"/>
Health	<input type="checkbox"/>	<input type="checkbox"/>	<input type="checkbox"/>	<input type="checkbox"/>

Employment	<input type="checkbox"/>	<input type="checkbox"/>	<input type="checkbox"/>	<input type="checkbox"/>
Racism	<input type="checkbox"/>	<input type="checkbox"/>	<input type="checkbox"/>	<input type="checkbox"/>
<b>Education (K-12)</b>				
Graduation rates	<input type="checkbox"/>	<input type="checkbox"/>	<input type="checkbox"/>	<input type="checkbox"/>
Illiteracy	<input type="checkbox"/>	<input type="checkbox"/>	<input type="checkbox"/>	<input type="checkbox"/>
Quality	<input type="checkbox"/>	<input type="checkbox"/>	<input type="checkbox"/>	<input type="checkbox"/>
<b>Neglect or Abuse</b>				
Child neglect or abuse	<input type="checkbox"/>	<input type="checkbox"/>	<input type="checkbox"/>	<input type="checkbox"/>
Elder neglect or abuse	<input type="checkbox"/>	<input type="checkbox"/>	<input type="checkbox"/>	<input type="checkbox"/>
Domestic violence	<input type="checkbox"/>	<input type="checkbox"/>	<input type="checkbox"/>	<input type="checkbox"/>
Sexual violence ( <i>rape, sexual abuse</i> )	<input type="checkbox"/>	<input type="checkbox"/>	<input type="checkbox"/>	<input type="checkbox"/>
<b>Other</b>				
_____	<input type="checkbox"/>	<input type="checkbox"/>	<input type="checkbox"/>	<input type="checkbox"/>
_____	<input type="checkbox"/>	<input type="checkbox"/>	<input type="checkbox"/>	<input type="checkbox"/>

3. Please rate how significant each of the following health related issues is as a current community problem in Cabarrus County.

	Not at all significant	Somewhat Significant	Very Significant	Unsure
<b>Dental Services</b>				
Access	<input type="checkbox"/>	<input type="checkbox"/>	<input type="checkbox"/>	<input type="checkbox"/>
Affordability	<input type="checkbox"/>	<input type="checkbox"/>	<input type="checkbox"/>	<input type="checkbox"/>
Quality	<input type="checkbox"/>	<input type="checkbox"/>	<input type="checkbox"/>	<input type="checkbox"/>
<b>Health Behaviors</b>				
Obesity	<input type="checkbox"/>	<input type="checkbox"/>	<input type="checkbox"/>	<input type="checkbox"/>
Unintended pregnancy	<input type="checkbox"/>	<input type="checkbox"/>	<input type="checkbox"/>	<input type="checkbox"/>
Tobacco, alcohol or drug use	<input type="checkbox"/>	<input type="checkbox"/>	<input type="checkbox"/>	<input type="checkbox"/>
<b>Healthy Food Availability</b>				
Availability	<input type="checkbox"/>	<input type="checkbox"/>	<input type="checkbox"/>	<input type="checkbox"/>
Affordability	<input type="checkbox"/>	<input type="checkbox"/>	<input type="checkbox"/>	<input type="checkbox"/>
Quality	<input type="checkbox"/>	<input type="checkbox"/>	<input type="checkbox"/>	<input type="checkbox"/>
Locally sourced	<input type="checkbox"/>	<input type="checkbox"/>	<input type="checkbox"/>	<input type="checkbox"/>
<b>Clinical Health Services</b>				
Access	<input type="checkbox"/>	<input type="checkbox"/>	<input type="checkbox"/>	<input type="checkbox"/>
Affordability	<input type="checkbox"/>	<input type="checkbox"/>	<input type="checkbox"/>	<input type="checkbox"/>
Quality	<input type="checkbox"/>	<input type="checkbox"/>	<input type="checkbox"/>	<input type="checkbox"/>
<b>Mental Health Services</b>				
Access	<input type="checkbox"/>	<input type="checkbox"/>	<input type="checkbox"/>	<input type="checkbox"/>
Affordability	<input type="checkbox"/>	<input type="checkbox"/>	<input type="checkbox"/>	<input type="checkbox"/>
Quality	<input type="checkbox"/>	<input type="checkbox"/>	<input type="checkbox"/>	<input type="checkbox"/>

<b>Special Needs or Developmental Disability Services</b>				
Access	<input type="checkbox"/>	<input type="checkbox"/>	<input type="checkbox"/>	<input type="checkbox"/>
Affordability	<input type="checkbox"/>	<input type="checkbox"/>	<input type="checkbox"/>	<input type="checkbox"/>
Quality	<input type="checkbox"/>	<input type="checkbox"/>	<input type="checkbox"/>	<input type="checkbox"/>
<b>Other</b>				
_____	<input type="checkbox"/>	<input type="checkbox"/>	<input type="checkbox"/>	<input type="checkbox"/>
_____	<input type="checkbox"/>	<input type="checkbox"/>	<input type="checkbox"/>	<input type="checkbox"/>

4. Please rate how significant each of the following **physical environment issues** is as a current community problem in Cabarrus County.

	Not at all significant	Somewhat Significant	Very Significant	Unsure
<b>Housing</b>				
Affordability	<input type="checkbox"/>	<input type="checkbox"/>	<input type="checkbox"/>	<input type="checkbox"/>
Homelessness	<input type="checkbox"/>	<input type="checkbox"/>	<input type="checkbox"/>	<input type="checkbox"/>
Substandard housing	<input type="checkbox"/>	<input type="checkbox"/>	<input type="checkbox"/>	<input type="checkbox"/>
<b>Recreational Opportunities</b>				
Access	<input type="checkbox"/>	<input type="checkbox"/>	<input type="checkbox"/>	<input type="checkbox"/>
Quality	<input type="checkbox"/>	<input type="checkbox"/>	<input type="checkbox"/>	<input type="checkbox"/>
<b>Environment</b>				
Pollution ( <i>air, water, land</i> )	<input type="checkbox"/>	<input type="checkbox"/>	<input type="checkbox"/>	<input type="checkbox"/>
Natural disaster preparedness	<input type="checkbox"/>	<input type="checkbox"/>	<input type="checkbox"/>	<input type="checkbox"/>
Road maintenance	<input type="checkbox"/>	<input type="checkbox"/>	<input type="checkbox"/>	<input type="checkbox"/>
<b>Transportation</b>				
Public transportation options	<input type="checkbox"/>	<input type="checkbox"/>	<input type="checkbox"/>	<input type="checkbox"/>
Long commute ( <i>over 30 min</i> )	<input type="checkbox"/>	<input type="checkbox"/>	<input type="checkbox"/>	<input type="checkbox"/>
<b>Community Safety</b>				
Violent crime ( <i>rape, murder, assault</i> )	<input type="checkbox"/>	<input type="checkbox"/>	<input type="checkbox"/>	<input type="checkbox"/>
Neighborhood safety	<input type="checkbox"/>	<input type="checkbox"/>	<input type="checkbox"/>	<input type="checkbox"/>
<b>Other</b>				
_____	<input type="checkbox"/>	<input type="checkbox"/>	<input type="checkbox"/>	<input type="checkbox"/>
_____	<input type="checkbox"/>	<input type="checkbox"/>	<input type="checkbox"/>	<input type="checkbox"/>

5. What additional issues do you see emerging in Cabarrus County?

6. Do you think that progress from the following 2016 priority issues are improving, remained the same, OR have grown more severe?

PROGRESS ON THE 2016 PRIORITY ISSUES	Improving	Remain the same	More severe	Unsure
Substance Use	<input type="checkbox"/>	<input type="checkbox"/>	<input type="checkbox"/>	<input type="checkbox"/>
Mental Health	<input type="checkbox"/>	<input type="checkbox"/>	<input type="checkbox"/>	<input type="checkbox"/>
Childhood Overweight and Obesity	<input type="checkbox"/>	<input type="checkbox"/>	<input type="checkbox"/>	<input type="checkbox"/>

7. What ways you have seen the results from the 2016 Community Needs Assessment being utilized? Check all that apply

- |  |   |
|--|---|
| <input type="checkbox"/> Program Planning          | <input type="checkbox"/> Budget allocation decisions  |
| <input type="checkbox"/> Strategic planning        | <input type="checkbox"/> Staff and/or Board education |
| <input type="checkbox"/> Grant Writing             | <input type="checkbox"/> Other _____                  |
| <input type="checkbox"/> Advocacy Initiatives      | <input type="checkbox"/> None                         |
| <input type="checkbox"/> Public Policy Initiatives |   |

#### KEY INFORMANT DEMOGRAPHIC INFORMATION

8. What best describes **your area of work or expertise**? Check all that apply.

- |   |  |
|---|--|
| <input type="checkbox"/> Business                             | <input type="checkbox"/> Housing                         |
| <input type="checkbox"/> Local government or Elected official | <input type="checkbox"/> Human Services                  |
| <input type="checkbox"/> Employment & Economic Development    | <input type="checkbox"/> Law enforcement or Court system |
| <input type="checkbox"/> Education                            | <input type="checkbox"/> Transportation                  |
| <input type="checkbox"/> Faith Community                      | <input type="checkbox"/> Other _____                     |
| <input type="checkbox"/> Healthcare                           |  |

9. What is your **gender**?

- ☐ Male  
☐ Female  
☐ Other

10. What is your **race**?

- |  |   |
|--|---|
| <input type="checkbox"/> White                     | <input type="checkbox"/> Native American    |
| <input type="checkbox"/> Black, African American   | <input type="checkbox"/> Latino or Hispanic |
| <input type="checkbox"/> Asian or Pacific Islander | <input type="checkbox"/> Other _____        |

11. What is the **highest level of school** you have completed?

- |   |   |
|---|---|
| <input type="checkbox"/> 12 <sup>th</sup> grade or less, no diploma | <input type="checkbox"/> Four-Year College graduate |
| <input type="checkbox"/> High school graduate or GED                | <input type="checkbox"/> Graduate school or higher  |
| <input type="checkbox"/> Associate's degree or Technical School     |   |

12. In which zip code in Cabarrus County do you **live**?

- |   |   |  |
|---|---|--|
| <input type="checkbox"/> 28081 Kannapolis     | <input type="checkbox"/> 28025 Concord    | <input type="checkbox"/> 28107 Midland                     |
| <input type="checkbox"/> 28083 Kannapolis     | <input type="checkbox"/> 28027 Concord    | <input type="checkbox"/> Other Cabarrus County zip code.   |
| <input type="checkbox"/> 28124 Mount Pleasant | <input type="checkbox"/> 28075 Harrisburg | <input type="checkbox"/> I do not live in Cabarrus County. |

13. In which zip code in Cabarrus County do you **work**?

- |   |   |  |
|---|---|--|
| <input type="checkbox"/> 28081 Kannapolis     | <input type="checkbox"/> 28025 Concord    | <input type="checkbox"/> 28107 Midland                     |
| <input type="checkbox"/> 28083 Kannapolis     | <input type="checkbox"/> 28027 Concord    | <input type="checkbox"/> Other Cabarrus County zip code.   |
| <input type="checkbox"/> 28124 Mount Pleasant | <input type="checkbox"/> 28075 Harrisburg | <input type="checkbox"/> I do not live in Cabarrus County. |

14. Please provide the number of years you have **lived** or **worked** in Cabarrus County.

\_\_\_\_\_ number of years lived  
\_\_\_\_\_ number of years worked

**OPTIONAL**

FIRST NAME	LAST NAME

# 2020 Cabarrus County Community Needs Assessment

## FOCUS GROUP GUIDE

Thank you for taking the time to meet with us for this discussion/focus group. We know your time is valuable and we appreciate your interest and participation.

My name is \_\_\_\_\_ and I am from \_\_\_\_\_.

### Purpose

Every 4 years Healthy Cabarrus and Cabarrus Health Alliance do a Community Needs Assessment in which they try to identify what's working and what needs improving in the area of healthcare, housing, transportation, mental health and substance use, food access, and physical activity. This time, they're interviewing various groups – other people like you--to gain a better understanding of what you think the greatest needs are in the community. The information you provide will be used by Healthy Cabarrus and other community groups to improve current programs and plan new ones.

### Confidentiality

During the next hour, I'm going to ask you some questions and you'll each have an opportunity to respond.

Anything you say in this room will remain confidential. The information you provide will be summarized in reports, but your name will not be used, and you will not be identified in any way. We do that so you will feel completely comfortable being open and honest with us. Sharing your opinions truthfully is the most important thing you can do. We will also be audio taping the discussion. Your input is important and we want to make sure that we get it right. After we're finished with the Assessment, the tapes will be stored at Cabarrus Health Alliance, but again there will be no way to identify you.

Once we've gathered all the information and written our report, a copy will be sent to the NC State Department of Health and Human Services, and the overall Community Needs Assessment Findings will be presented to organizations and agencies in Cabarrus County. Copies will also be available at Cabarrus Health Alliance or online at [www.cabarrushealth.org](http://www.cabarrushealth.org) or [www.healthycabarrus.com](http://www.healthycabarrus.com).

### Ground Rules

Before we get started, let's go over a few ground rules:

1. There are no right or wrong answers; it's OK to have an opinion that is different from others in the group.
2. You are not required to answer any questions you may not wish to answer.
3. If at any time while we are talking you do not feel comfortable, you do not need to respond.
4. Please speak clearly, listen to the response of other participants and do not interrupt others.
5. If you cannot hear what someone is saying please ask me or the other participant to speak up.
6. Please do not share or discuss the responses from anyone in this discussion after you leave today.



## FOCUS GROUP QUESTIONS

### Opening Comments

To begin, why don't we go around the table and introduce ourselves. State your name (or whatever you would like us to call you).

1. What makes you most proud of your community?
2. What things concern you the most about living in Cabarrus County?

### *Quality of Life*

I want to begin our discussion today with a few questions about health and quality of life in your community.

1. What is it like for you and your household to live, work or go to school in this community?
2. How has your community changed over the past 5 years?
  - a. Why do you think it has changed?
  - b. How have these changes influenced your health and human service needs?

Human services work to meet the need of an individual and improve their quality of life. Examples include Case Worker, Patient/Client Advocate, Probation Officer, Home Health Aide, Juvenile Court Liaison, and Social Service Liaison.
3. What does quality of life mean to you?
4. What makes a community healthy? ELABORATION – When you hear the words “healthy community” what comes to mind? What would a healthy community look like to you?
5. Are there groups of people within your community whose health or human services needs seem to be overlooked, or whose needs are not met?

### *Family*

Now we are going to transition a bit and focus more on your family and their experiences.

1. Have you or a member of your household had a human services need in the past year that was not met?
  - a. If yes, what was the need?
  - b. What were the challenges to getting this need met?
  - c. If the challenges were removed, what would be the reasons, if any, that you would choose not to access services?
2. Have you or a member of your household had a health care need in the past year that was not met?
  - a. If yes, what was the need?
  - b. What were the challenges to getting this need met?
  - c. If the challenges were removed, what would be the reasons, if any, that you would choose not to access services?
3. Where do you turn when you need information related to your (your family's, your children's) health?
4. What keeps you (your family, your children) from going to the doctor or from caring for your health?
  - a. PROMPT – Are there any cost issues that keep you from caring for your health? (such as co-pays or high-deductible insurance plans)

- b. PROMPT – If you are uninsured, do you experience any challenges or barriers to becoming insured?

*General*

1. What do you believe are the 1-2 most important issues that must be addressed to improve health and quality of life in your community?
  - a. PROMPT – What are the biggest health problems/conditions in your community?
2. Of all the issues we have talked about today, what are the most important issues for your community to address?
3. If you were in charge, what specific things would you do to improve your community?
  - a. Are there any resources or activities you would like to see happen in Cabarrus County that are not here now?
4. Is there anything that we have not asked about or anything that you would like to add?
5. Do you have any questions about the community needs assessment process?

**Summary and Closing Comments**

Let's take a few minutes to reflect on the responses you all provided today. We will review the notes we took and the themes we observed. This is your opportunity to clarify any of your thoughts or provide additional/alternative responses.

[Co-facilitator provides a brief summary of responses for each of the questions or asks clarifying questions if he/she thinks she may have missed something]

Thank you for your participation in this discussion/focus group meeting. You have all raised a number of great issues for us to consider. We will look at what you have told us and use this information to make recommendations to the Healthy Cabarrus – Community Planning Council who oversees the 2020 Community Needs Assessment Process.

## **PRIORITY AREA RANKING**

Obesity

Infant Mortality

Substance Use

Sexually Transmitted Disease

Mental Health

Premature Death

Dental Health

Housing (homeless, cost of living)

Environmental Health

Chronic Disease (diabetes, COPD, cancer)

Tobacco and Vaping

Food Insecurity

Crime and Violence Prevention (domestic violence, violent crime, property crime)

Adolescent Health

Disability and Health

High School Graduation

Other: \_\_\_\_\_

## METHODOLOGY

**GENERAL POPULATION:** In 2018, Cabarrus County's estimated general population size was 211,342. (Census, 2018).<sup>1</sup>

**SAMPLING FRAME:** Respondents were eligible to participate in the survey if they were over 18 years of age and residents of Cabarrus County. It is estimated that 25.7% (n= 54,217) of the County's population is under 18 years of age, making them ineligible to participate. In 2018, the estimated adult population in 2018 was 157,125. This number is more accurate to describe the sampling frame for the Community Needs Assessment.

**SAMPLING METHODS:** The Community Planning Council decided to collect a stratified convenience sample. The goal 1.18% of the population was made to best reduce the potential for bias that is associated with convenience sampling. A list of stratified target populations (age, gender, race, zip code, income level and education level) was created. There was a focus on locations where target populations could be assessed. Examples included Meals on Wheels, various clinics, and community health education events. The Community Planning Council was able to sample 1.7% of Cabarrus County's adult population.

**SURVEY MODE:** The survey was available to the public for three months (December 4, 2019 – March 4, 2020). Cabarrus Health Alliance staff along with community partners distributed surveys through email listservs, social media, organizations, events, and at different locations. Surveys were available in both English and Spanish and were available online and by paper. Surveys were self-administered and anonymous.

**SAMPLE SIZE:** The Community Planning Council successfully sampled 1.7% (n=2,711) of the adult population (n=157, 125). There was a total of 2,944 surveys collected. However, 233 respondents did not fit the eligibility criteria of being a resident of Cabarrus County, so their responses were not included.

**MARGIN OF ERROR & CONFIDENCE LEVEL:** Because the sample size was 2,711 respondents, there is a 2% margin of error that the probability of the sample accurately reflects the adult population of Cabarrus County. This means that there is a 95% likelihood (give or take 2%) that the adult population of Cabarrus County would respond similarly to these survey questions.<sup>2</sup>

<sup>1</sup> United States Census Bureau (2018). *ACS Demographic and Housing Estimates*. Received from: [https://data.census.gov/cedsci/table?g=0500000US37025&tid=ACSDP1Y2018.DP05&hidePreview=false&vintage=2018&layer=VT\\_2018\\_050\\_00\\_PY\\_D1&cid=DP05\\_0001E](https://data.census.gov/cedsci/table?g=0500000US37025&tid=ACSDP1Y2018.DP05&hidePreview=false&vintage=2018&layer=VT_2018_050_00_PY_D1&cid=DP05_0001E)

<sup>2</sup> <https://www.surveymonkey.com/mp/margin-of-error-calculator/>

## QUESTION 1

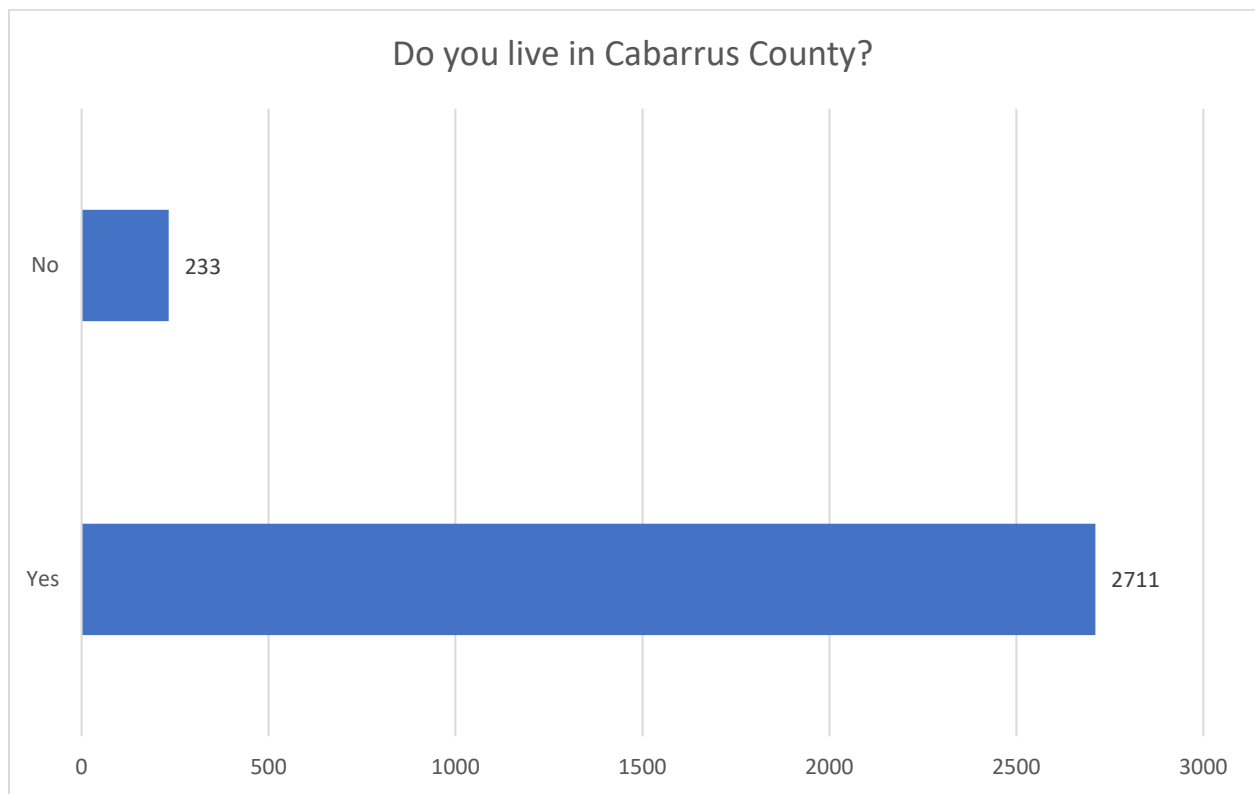
### RESIDENCY IN CABARRUS COUNTY

Respondents were asked to identify whether they were a resident of Cabarrus County. Of the 2,944 respondents, all responded to this question. Respondents that answered “no” to this question were unable to continue the survey as they did not fit the eligibility criteria.

Of the 2,944 respondents that answered, the following answers were given:

92% (n=2711) reported that they were a resident of Cabarrus County

8% (n=233) reported that they were not a resident of Cabarrus County



## QUESTION 2

### BARRIERS TO EATING FRUITS & VEGETABLES

Respondents were asked to identify any barriers they experienced that prevented them from eating fruits and vegetables daily. Of the 2711 respondents, 2,428 answered this question. Over two-thirds of respondents (70.6%, n= 1,715) reported that they did in fact eat fruits and vegetables daily.

For those who reported having a barrier that prevents them from eating fruits and vegetables, the following answers were given (29.4%, n=713):

75.6% (n= 539) reported that they were too expensive

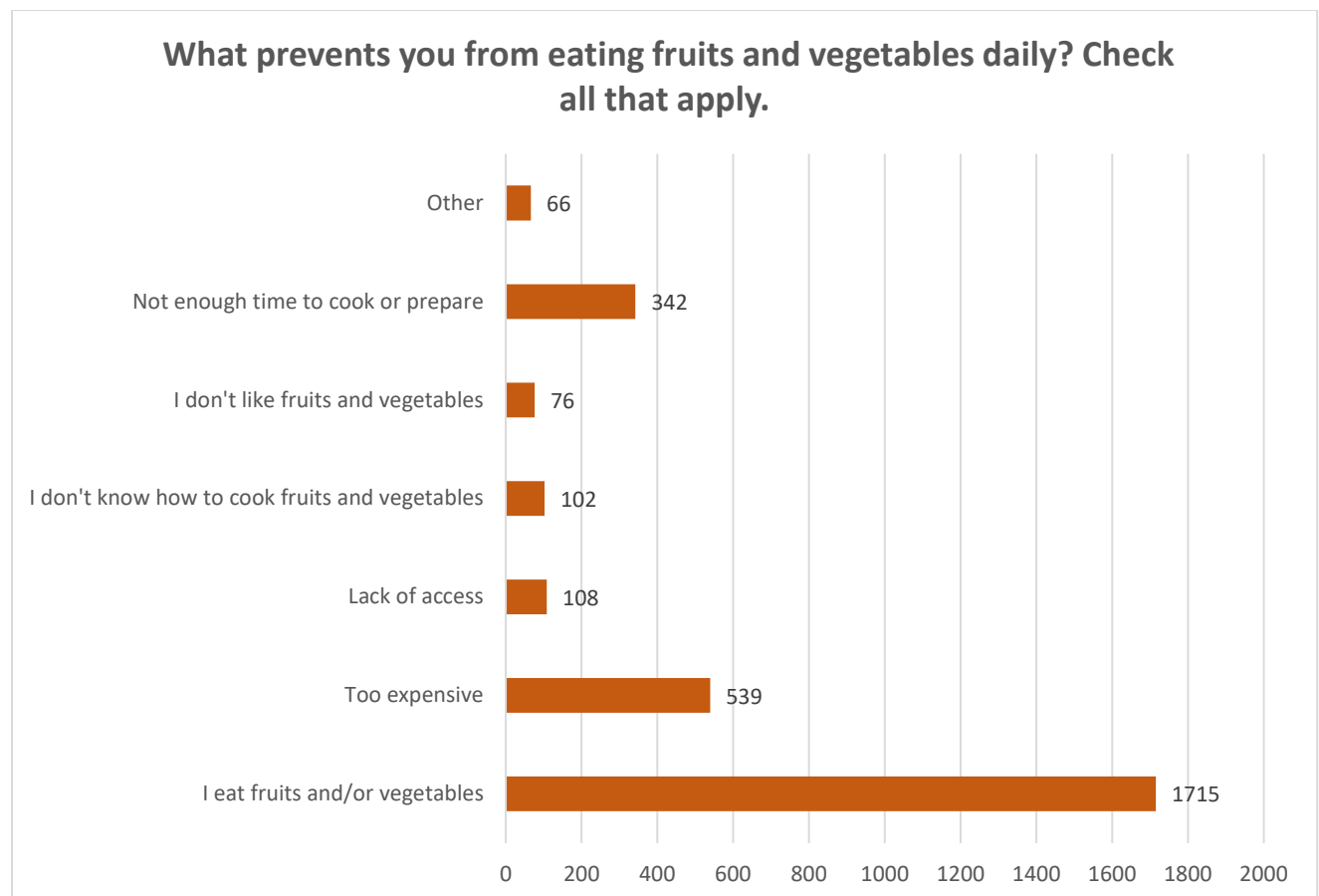
15.1% (n= 108) reported that there was a lack of access to fruits and vegetables

14.3% (n=102) reported that they did not know how to cook fruits and vegetables

10.7% (n=76) reported that they did not like fruits and vegetables

48.0% (n=342) reported that they did not have enough time to cook or prepare

9.3% (n= 66) reported "other" as a barrier



### QUESTION 3

#### WEEKLY DURATION OF PHYSICAL ACTIVITY

Respondents were asked to report how much time they engaged in moderate physical activity (in minutes) during a typical week. Out of 2,711 respondents, 2,430 answered this question. Less than one-tenth of respondents (7%, n=171) reported that they did not engage in any physical activity during the week.

Among those who reported that they engaged in physical activity during the week (93%, n=2,259), the following answers were given:

23.3% (n=527) reported less than 30 minutes per week

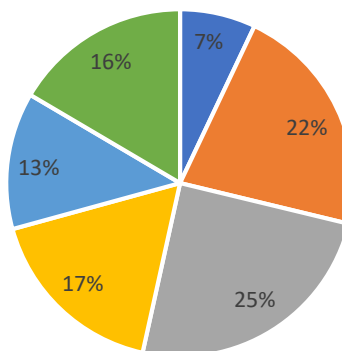
26.5% (n=599) reported 30-60 minutes per week

18.5% (n=419) reported 60-100 minutes per week

13.7% (n=309) reported 100-150 minutes per week

17.8% (n=401) reported 150 minutes or more per week

**During a typical week, how much time do you engage in moderate physical activity? This might include brisk walking or gardening for example.**



■ None ■ Less than 30 minutes per week ■ 30 to 60 minutes per week  
■ 60 to 100 minutes per week ■ 100 to 150 minutes per week ■ 150 minutes or more

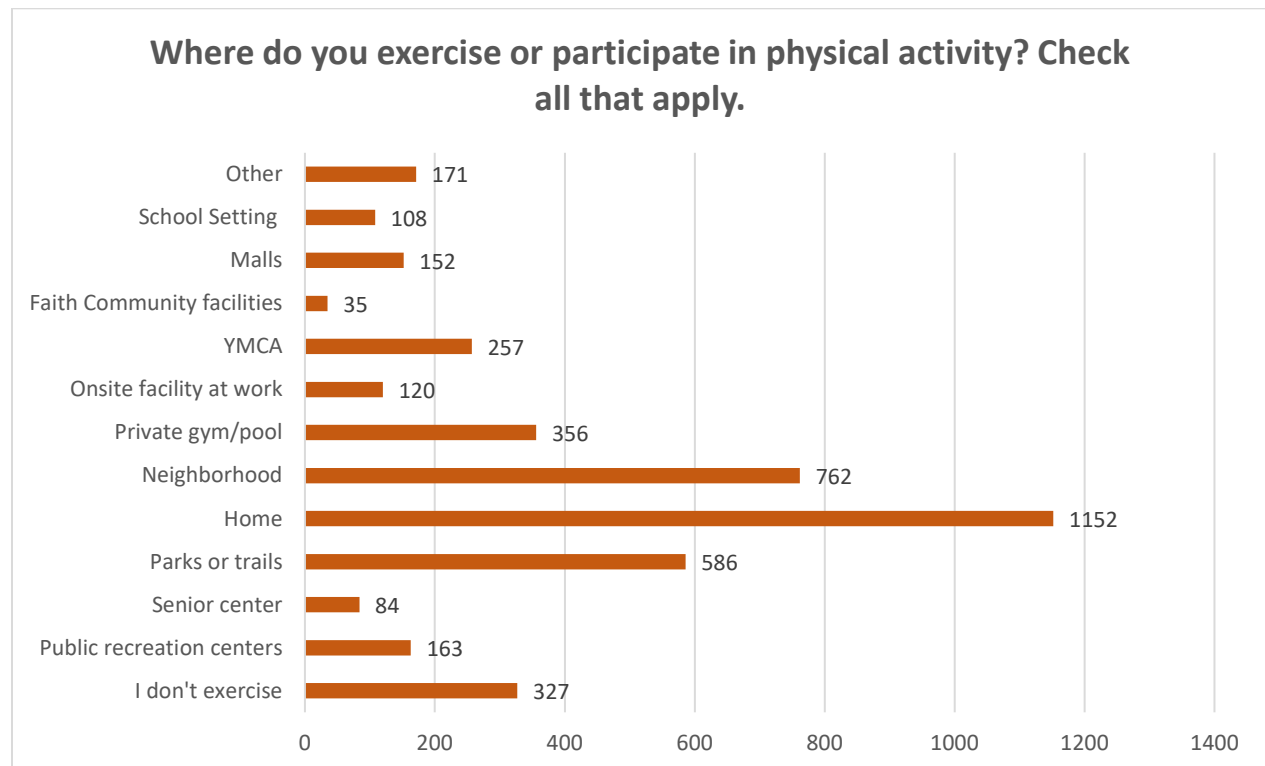
#### QUESTION 4

##### LOCATION OF PHYSICAL ACTIVITY

Respondents were asked to report the locations where they exercised or participated in physical activity. Out of 2,711 respondents, only 2,428 responded to this question. About one-tenth of respondents (13.5%, n=327) reported that they do not exercise.

Among those who exercised (86.5%, n= 2,101), the following answers were given:

- 7.8% (n=163) listed public recreation centers
- 4.0% (n= 84) listed senior centers
- 27.9% (n=586) listed parks or trails
- 54.8% (n=1152) listed home
- 36.3% (n= 762) listed neighborhood
- 16.9% (n=356) listed private gym/pool
- 5.7% (n=120) listed onsite facility at work
- 12.2% (n=257) listed YMCA
- 1.7% (n=35) listed faith community facilities
- 7.2% (n=152) listed malls
- 5.1% (n=108) listed school setting
- 8.1%(n=171) listed other





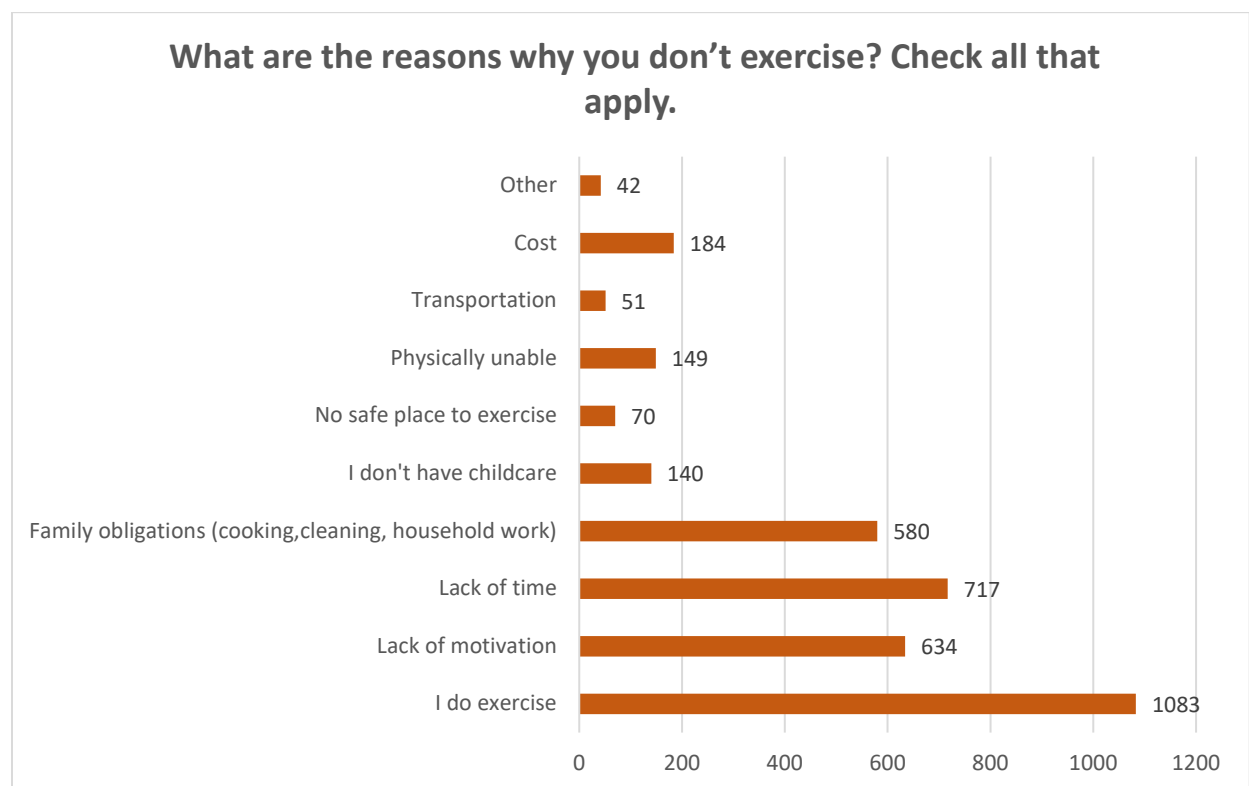
## QUESTION 5

### BARRIERS TO PHYSICAL ACTIVITY

Respondents were asked to report reasons why they do not exercise. Out of 2,711 respondents, 2,326 responded to this question. About half (46.6%, n=1,083) of respondents reported that they exercise.

Out of those who reported a barrier to exercise (53.4%, n=1,243), these were the answers given:

- 51.0% (n= 634) reported lack of motivation
- 57.7% (n= 717) reported lack of time
- 46.7% (n= 580) reported family obligations (cooking, cleaning, household work)
- 11.3% (n= 140) reported they did not have childcare
- 5.6% (n= 70) reported no safe to exercise
- 12.0% (n= 149) reported they were physically unable
- 4.1% (n=51) reported transportation
- 14.8% (n= 184) reported cost
- 3.4% (n= 42) reported other



## QUESTION 6

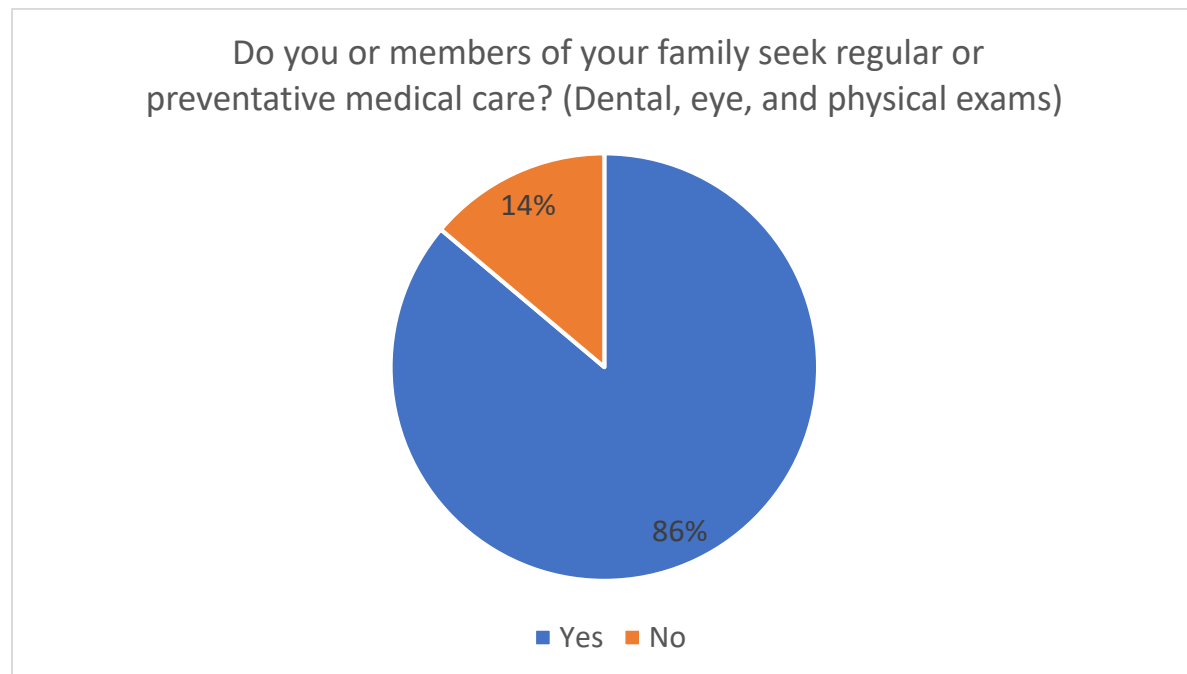
### PREVENTATIVE MEDICAL CARE

Respondents were asked to report if they or their family members seek regular or preventative medical care. Out of 2,711 respondents, 2,236 answered this question.

Of those that responded, these answers were given:

86.1% (n=1,926) reported Yes

13.9% (n=310) reported No



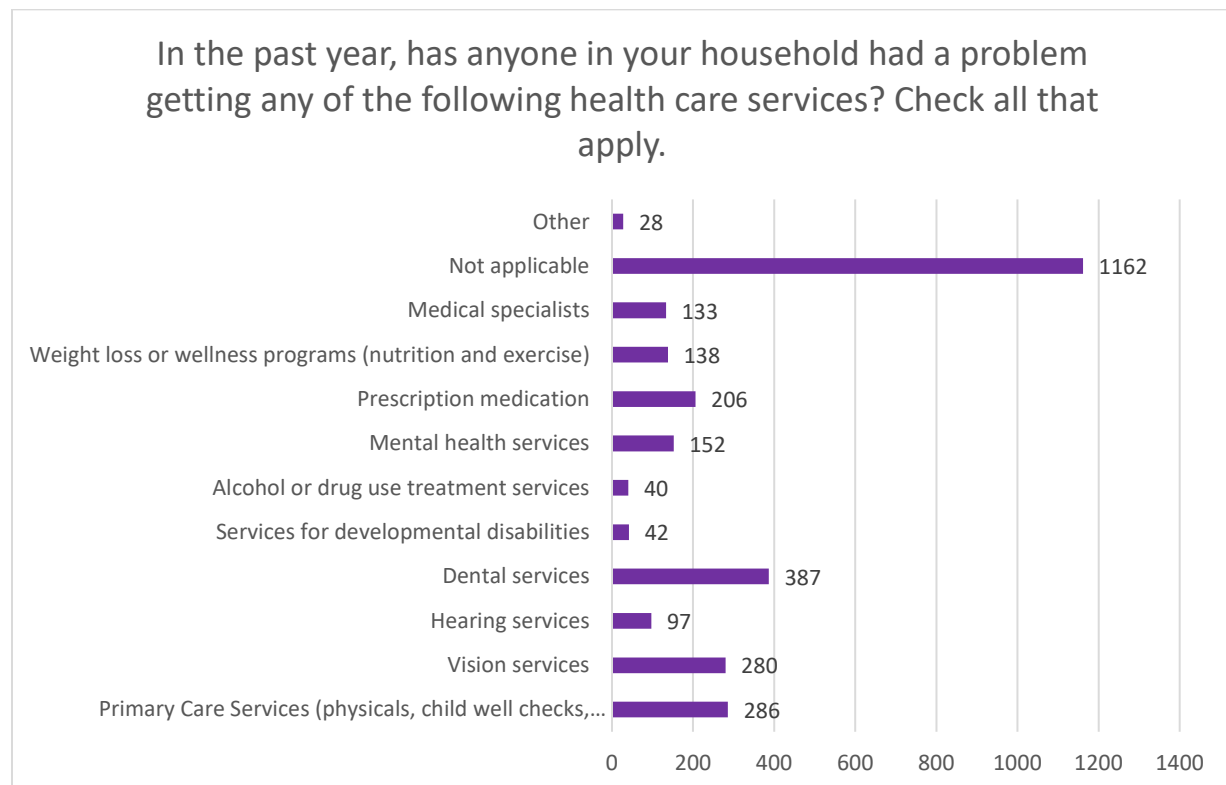
## QUESTION 7

### DIFFICULTY IN RECEIVING HEALTH CARE SERVICES

Respondents were asked if anyone in their household had had a problem receiving healthcare services. Out of 2,711 respondents, 1,910 responded to this question. Over half of the respondents (60.8%, n=1162) answered “not applicable”, so these respondents were assumed to have not had any difficulties in receiving health care services.

Out of those who reported problems (39.2%, n=748), these were the answers given:

- 38.2% (n=286) reported primary care services (physicals, child well checks, immunizations, sick visits)
- 37.4% (n=280) reported vision services
- 13.0% (n=97) reported hearing services
- 51.7% (n=387) reported dental services
- 5.6% (n=42) reported services for developmental disabilities
- 5.3% (n=40) reported alcohol or drug use treatment services
- 20.3% (n=152) reported mental health services
- 27.5% (n=206) reported prescription medication
- 18.4% (n=138) reported weight loss or wellness programs (nutrition and exercise)
- 17.8% (n=133) reported medical specialists
- 3.7% (n=28) reported other



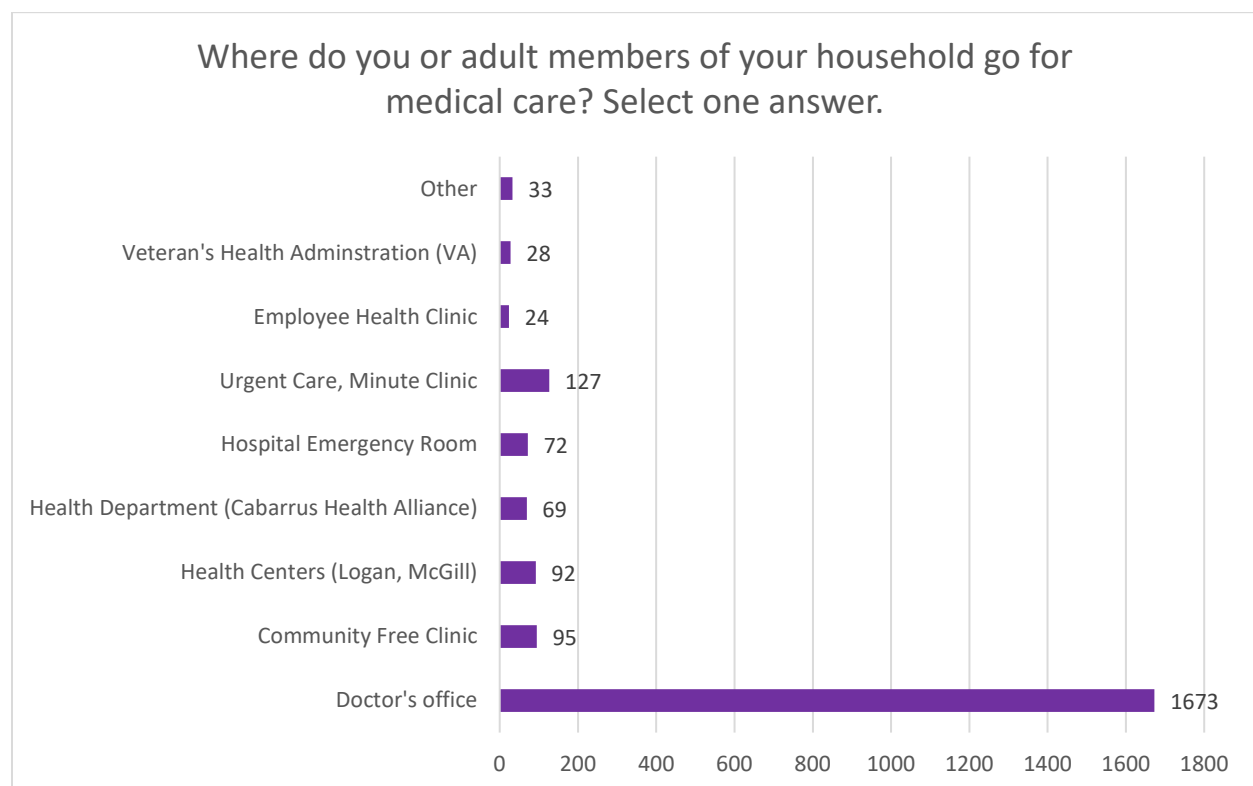
## QUESTION 8

### LOCATIONS TO GO FOR MEDICAL CARE

Respondents were asked to report where they or the adult members of their household go for medical care. Out of 2,711 respondents, 2,213 responded to this question.

Out of those who responded, these were the answers that were given:

- 75.6% (n=1,673) reported doctor's office
- 4.3% (n= 95) reported Community Free Clinic
- 4.2% (n=92) reported Health Centers (Logan, McGill)
- 3.1% (n=69) reported Health Department (Cabarrus Health Alliance)
- 3.2% (n=72) reported Hospital Emergency Room
- 5.7% (n=127) reported Urgent Care, Minute Clinic
- 1.1% (n=24) reported Employee Health Clinic
- 1.3% (n=28) reported Veteran's Health Administration (VA)
- 1.5% (n=33) reported Other



## QUESTION 9

### LOCATIONS TO GO FOR DENTAL CARE

Respondents were asked to report where they or the adult members of their household go for dental care. Out of 2,711 respondents, 2,141 responded to this question.

Out of those who responded, these answers were given:

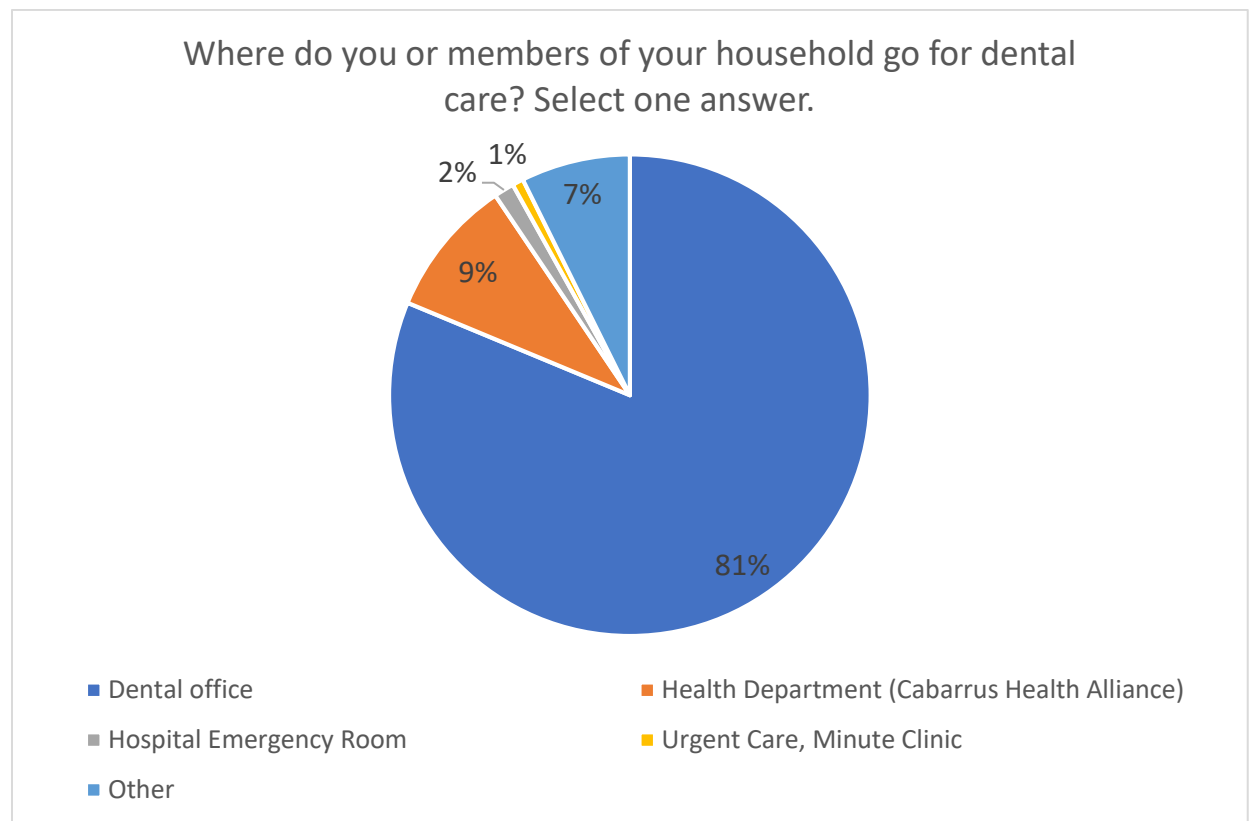
81.3% (n=1,740) reported Dental office

9.3% (n=199) reported Health Department (Cabarrus Health Alliance)

1.4% (n=29) reported Hospital Emergency Room

0.7% (n=16) reported Urgent Care, Minute Clinic

7.3% (n=157) reported Other



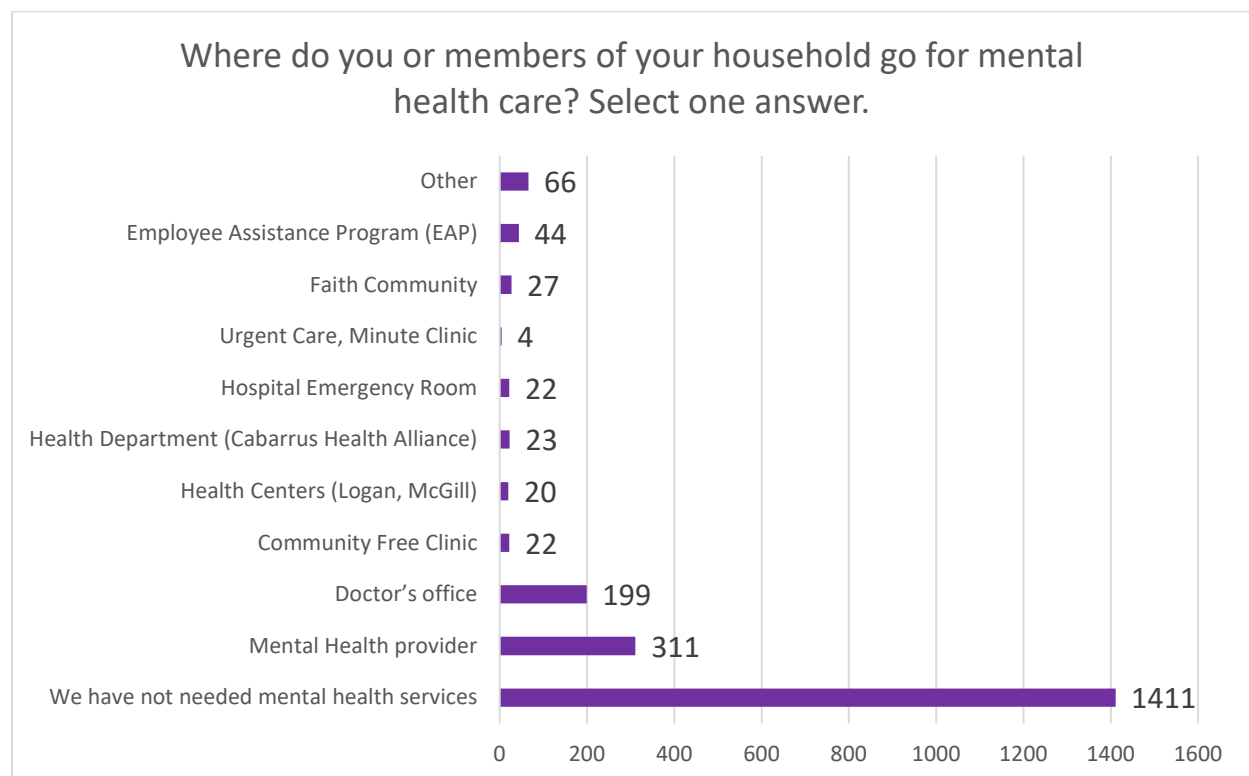
## QUESTION 10

### LOCATIONS TO GO FOR MENTAL HEALTH CARE

Respondents were asked to report where they or the adult members of their household go for mental health care. Out of 2,711 respondents, 2,149 responded to this question. Over half of respondents (65.7%, n=1,411) reported they have not needed mental health services.

Among those who reported locations (34.3%, n=738), the following answers were given:

- 42.1% (n=311) reported Mental Health Provider
- 27.0% (n=199) reported Doctor's office
- 3.0% (n=22) reported Community Free Clinic
- 2.7% (n=20) reported Health Centers (Logan, McGill)
- 3.1% (n=23) reported Health Department (Cabarrus Health Alliance)
- 3.0% (n=22) reported Hospital Emergency Room
- 0.5% (n=4) reported Urgent Care, Minute Clinic
- 3.7% (n=27) reported Faith Community
- 6.0% (n=44) reported Employee Assistance Program (EAP)
- 8.9% (n=66) reported Other



## QUESTION 11

### BARRIERS TO HEALTH CARE SERVICES

Respondents were asked to report barriers that prevented them or someone from their household from using health care services. Out of 2,711 respondents, 2,079 respondents responded to this question. About half of the respondents (55.8%, n=1,160) answered “not applicable.” Those that answered “not applicable” were assumed to not have any difficulties in receiving health care services.

Out of those who reported barriers (44.2%, n=919), the following answers were given:

15.2% (n=140) reported accessible programs/services

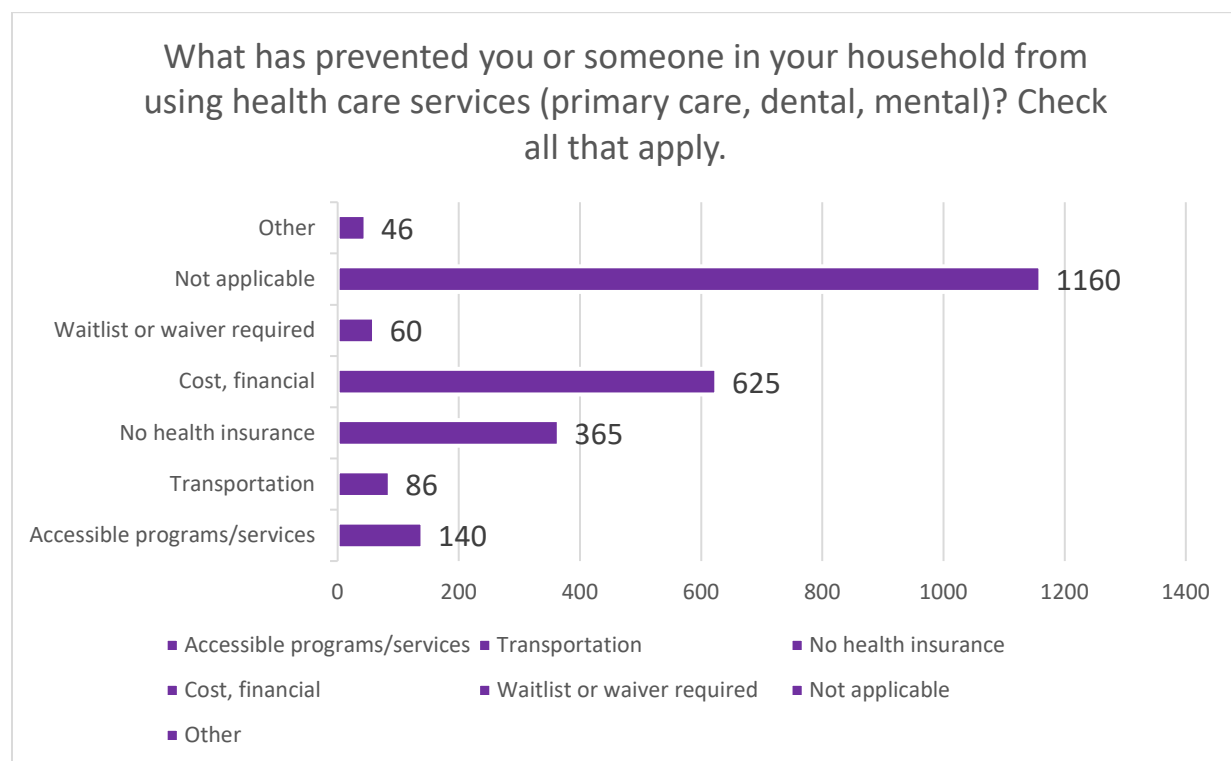
9.4% (n=86) reported transportation

39.7% (n=365) reported no health insurance

68.0% (n= 625) reported cost (financial)

6.5% (n=60) reported waitlist or waiver required

5.0% (n=46) reported Other



## QUESTION 12

### HEALTH INSURANCE COVERAGE

Respondents were asked to report what type of health insurance coverage they had. Out of 2,711 respondents, 2,216 responded to this question. About one-fourth of respondents (15.8%, n=351) reported that they had no health insurance coverage.

Among those with health insurance (84.2%, n=1,865), the following answers were given:

62.3% (n=1162) reported private or employer provided insurance

8.6% (n=161) reported Medicaid

19.1% (n=357) reported Medicare

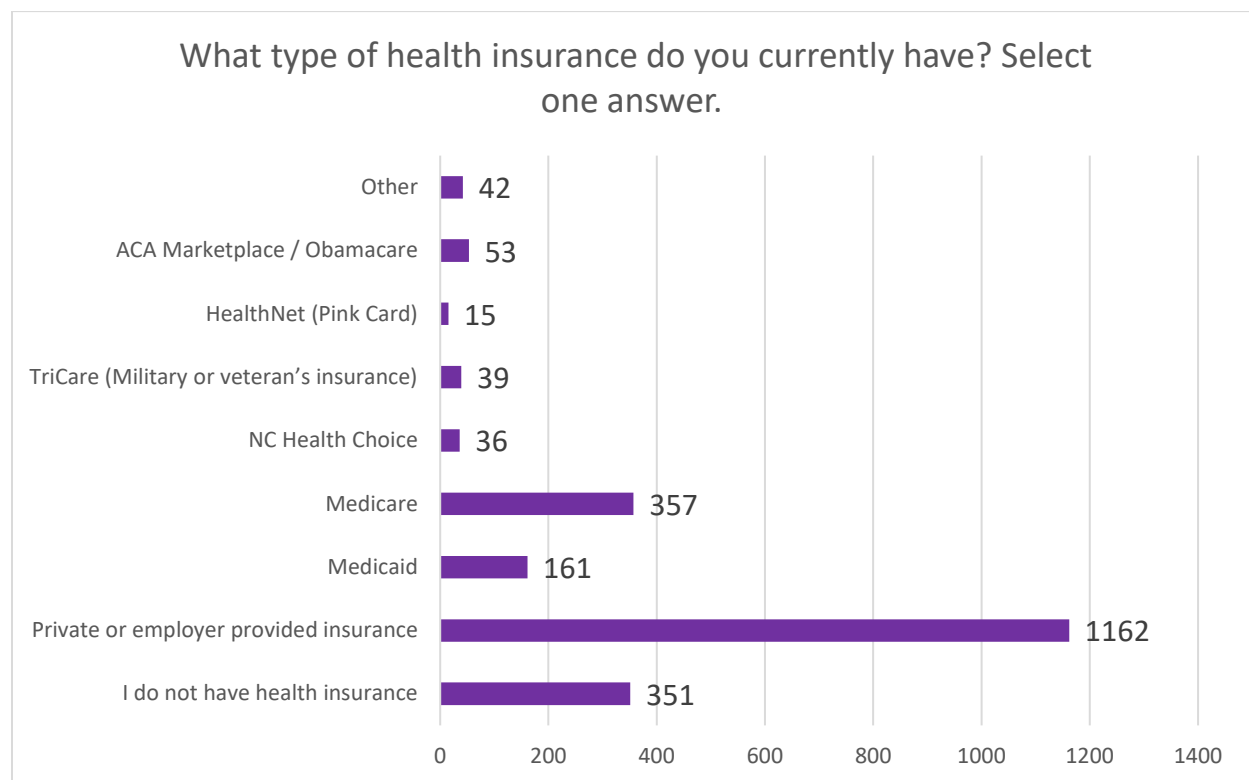
1.9%(n=36) reported NC Health Choice

2.1% (n=39) reported TriCare (Military or veteran's insurance)

0.8% (n=15) reported HealthNet (Pink Card)

2.8% (n=53) reported ACA Marketplace/Obamacare

2.3% (n=42) reported Other





### QUESTION 13

#### SPECIAL HEALTH CARE NEEDS

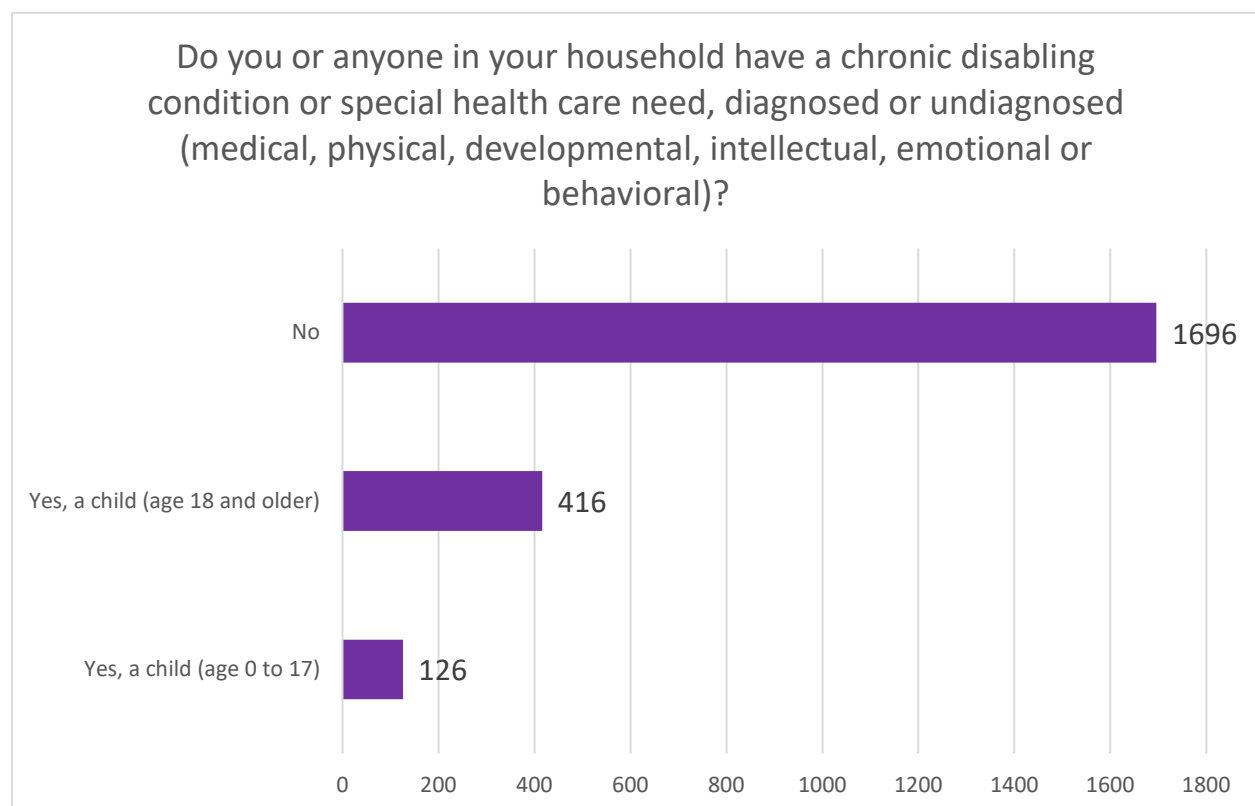
Respondents were asked if they or anyone in their household had a chronic disabling condition or special health care need, diagnosed or undiagnosed (medical, physical, developmental, intellectual, emotional, or behavioral). Out of 2,711 respondents, only 2,194 responded to the question.

From those who responded, the following answers were given:

5.7% (n=126) reported Yes, a child (age 0 to 17)

19.0% (n=416) reported Yes, a child (age 18 and older)

77.3% (n=1696) reported No



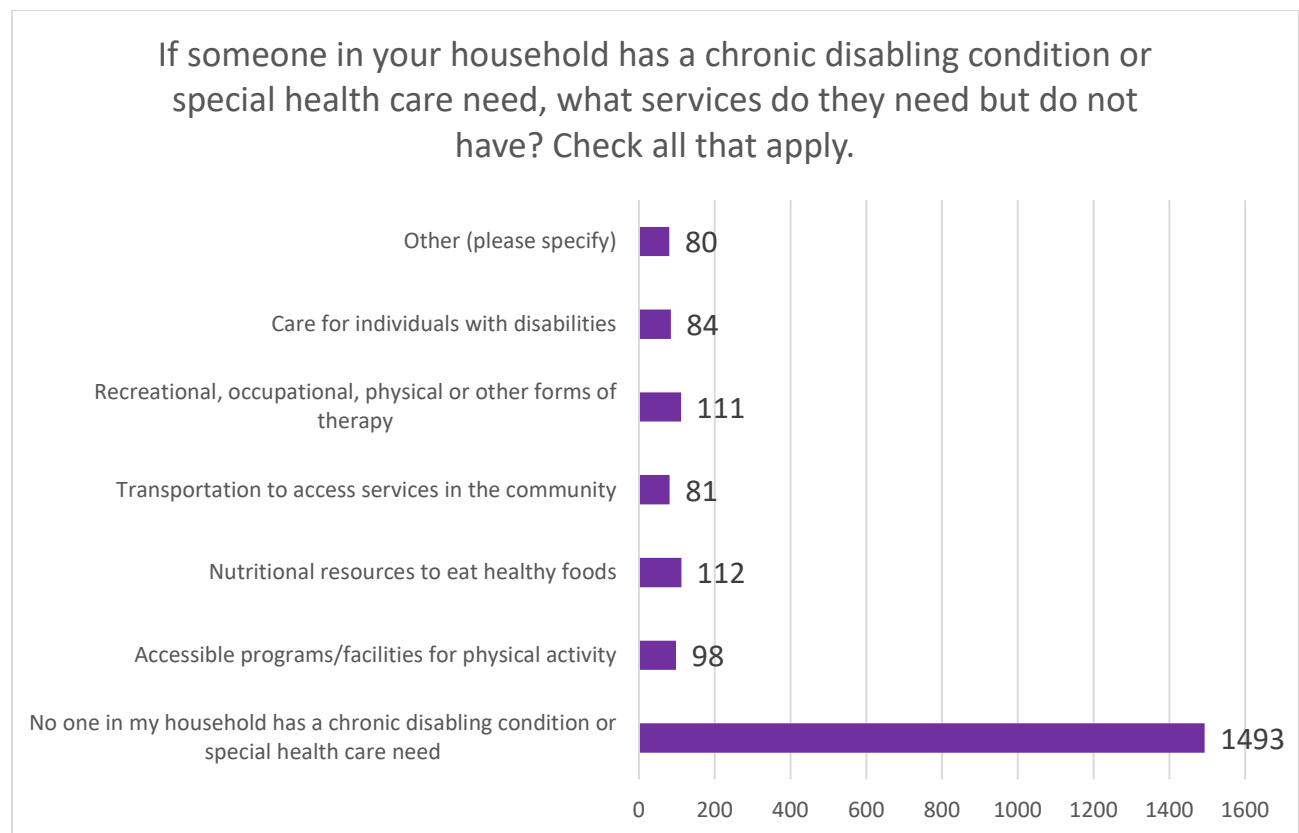
## QUESTION 14

### SERVICES FOR SPECIAL HEALTH CARE NEEDS

Respondents who had someone in their household who had a chronic disabling condition were asked about what services they needed but did not have. Out of 2,711 respondents, only 1,864 responded to this question. About half of the respondents (80.1%, n=1,493) reported that they did not have anyone in their household with a chronic disabling condition.

Among those who reported having someone in their household with a chronic condition (19.9%, n=371), the following answers were given:

- 26.4% (n=98) reported accessible programs/facilities
- 30.2% (n=112) reported nutritional resources to eat healthy foods
- 21.8% (n=81) reported transportation to access services in the community
- 29.9% (n=111) reported recreational, occupational, physical or other forms of therapy
- 22.6% (n=84) reported care for individuals with disabilities
- 21.6% (n=80) reported Other



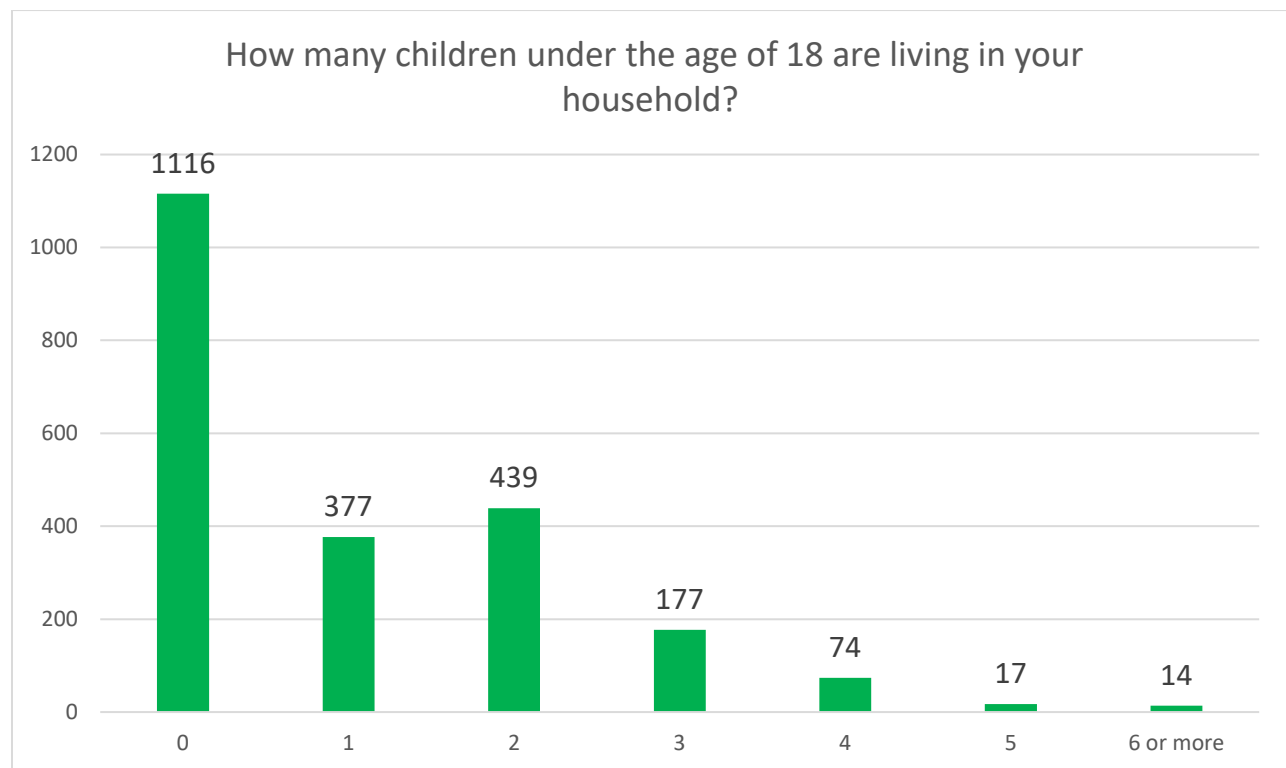
## QUESTION 15

### NUMBER OF CHILDREN

Respondents were asked to report how many children that were living in their household. Out of 2,711 respondents, only 2,214 responded to the question. About half of the respondents (50.4%, n=1,116) responded that 0 children lived in their household. Those that answered 0 were instructed to skip to question #22 as the following questions were focused on children.

Among those that had children living in their household (49.6%, n=1,098), the following answers were given:

- 34.3% (n=377) reported 1 child
- 40.0% (n=439) reported 2 children
- 16.1% (n=177) reported 3 children
- 6.7% (n=74) reported 4 children
- 1.5% (n=17) reported 5 children
- 1.3% (n=14) reported 6 or more children

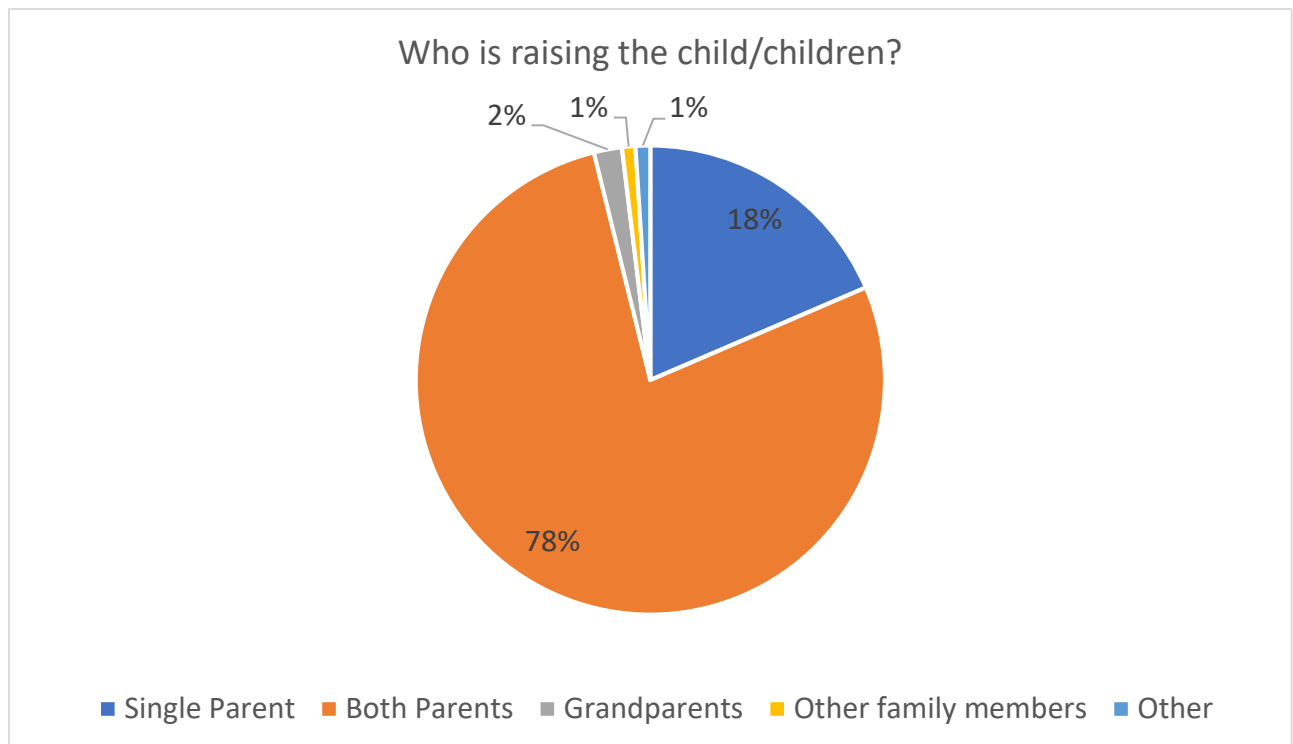


**QUESTION 16**  
**RAISING CHILDREN**

Respondents were asked to report who was raising the children who lived in their household. Out of 2,711 respondents, only 1,084 responded to this question.

Among those who responded to this question, the following answers were given:

- 18% (n=201) reported Single parent
- 78%(n=841) reported Both parents
- 2% (n=21) reported Grandparents
- 1% (n=10) reported Other family members
- 1% (n=11) reported Other



#### QUESTION 17

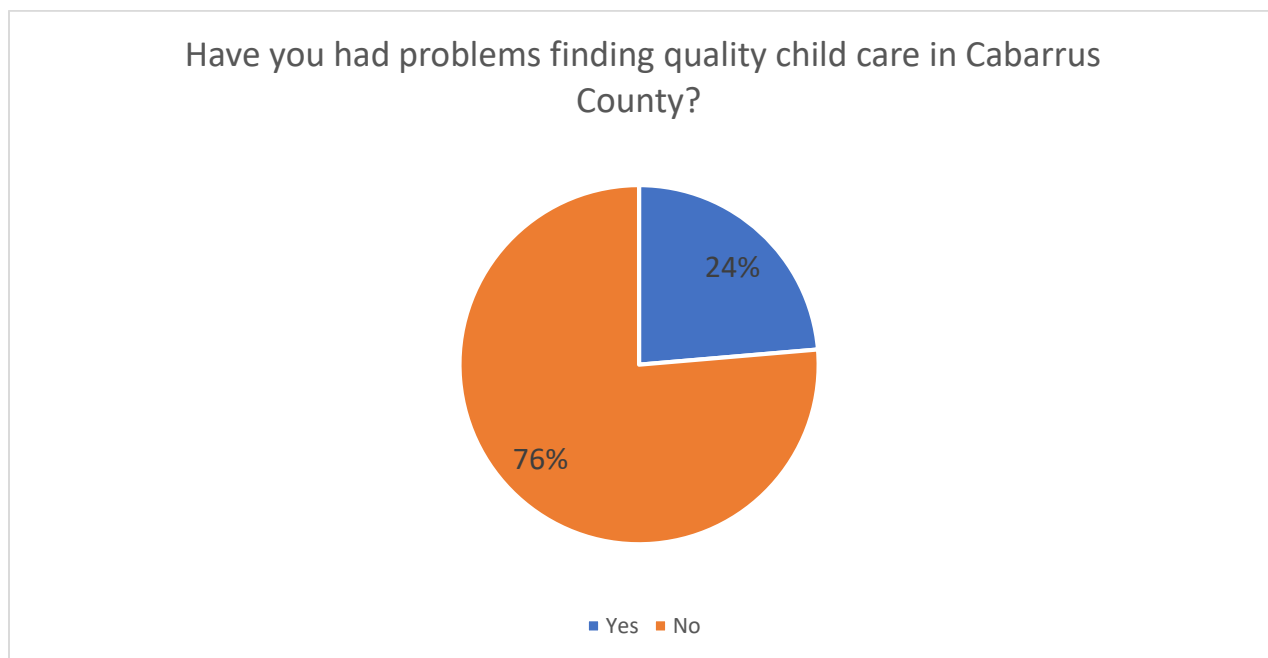
#### **CHILDCARE AVAILABILITY CHALLENGES**

Respondents were asked if they had had problems with finding quality childcare in Cabarrus County. Out of 2,711 respondents, only 1,019 responded to this question.

Among those who answered, the following answers were given:

23.6% (n=241) reported Yes

76.3% (n=778) reported No



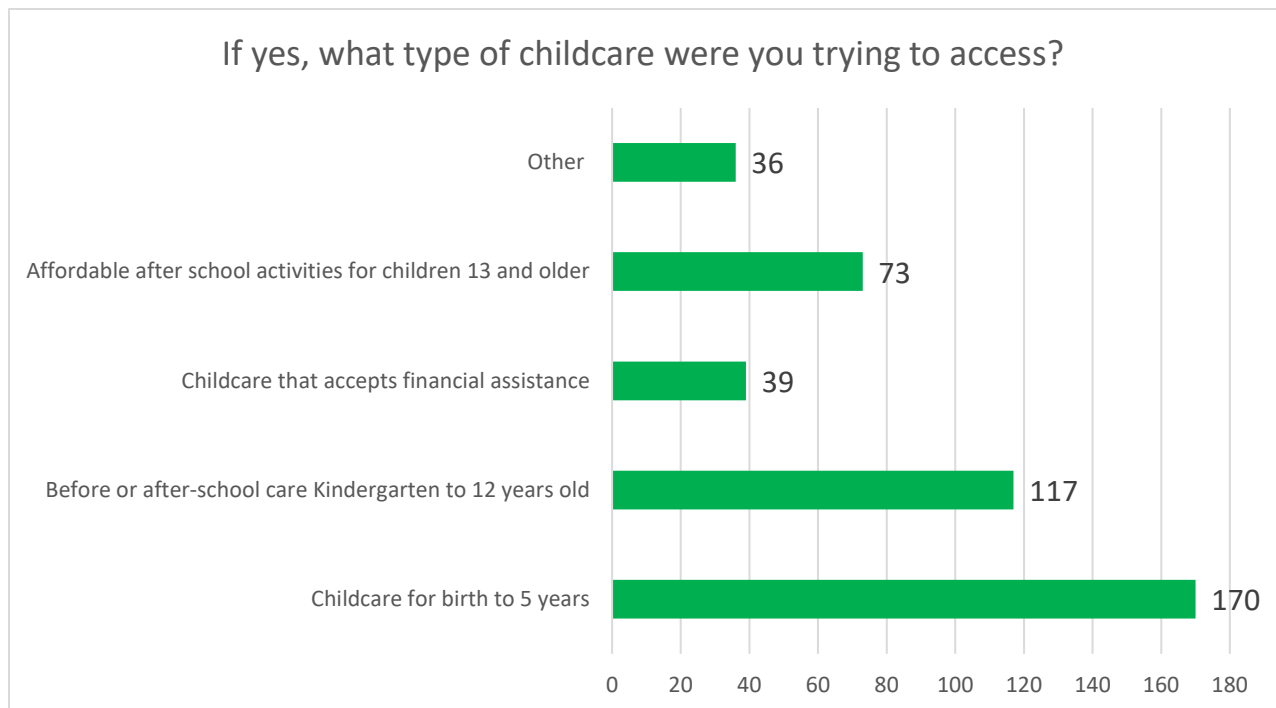
## QUESTION 18

### TYPE OF CHILDCARE SERVICES

Respondents were asked to report what types of childcare that they were trying to access. Respondents were only asked to answer this question if they had responded “Yes” to question #16. Out of 2,711 respondents, only 329 responded to this question.

Among those who responded to this question, the following answers were given:

- 51.7% (n=170) reported childcare for birth to 5 years
- 35.6% (n=117) reported before or after-care care (Kindergarten to 12 years old)
- 11.9% (n=39) reported childcare that accepts financial assistance
- 22.2% (n=73) reported affordable after school activities for children 13 and older
- 10.9% (n=36) reported Other



## QUESTION 19

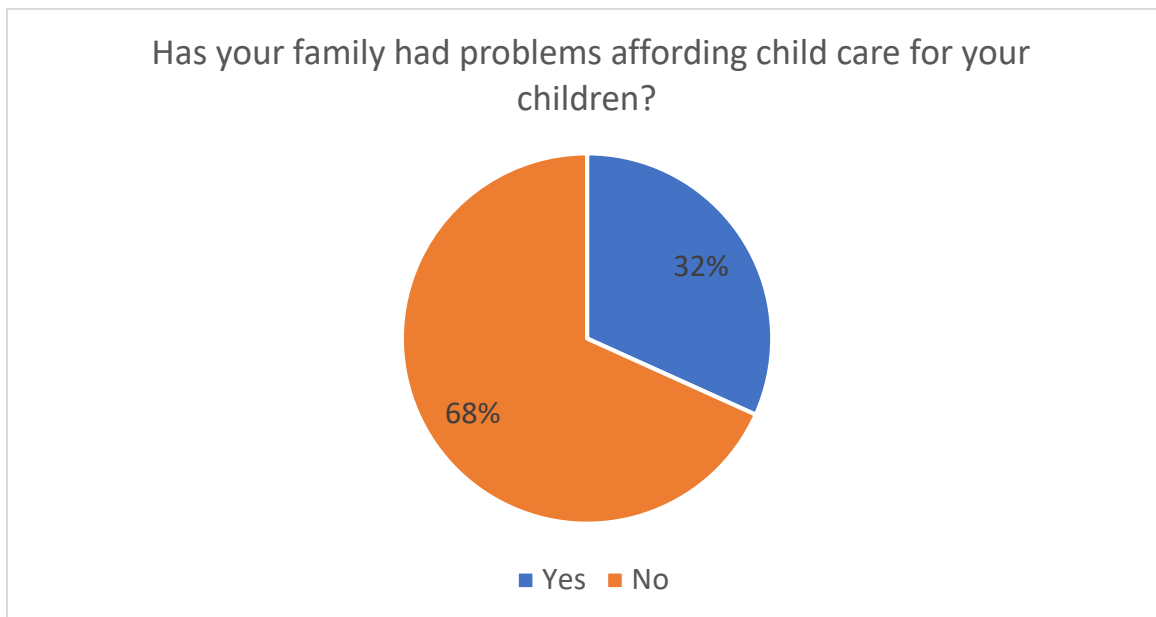
### CHILDCARE AFFORDABILITY

Respondents were asked to report whether they had had problems affording childcare for their children. Out of 2,711 respondents, only 1,033 responded to this question.

Among those who responded to this question, the following answers were given:

31.8% (n=328) reported Yes

68.2% (n=705) reported No



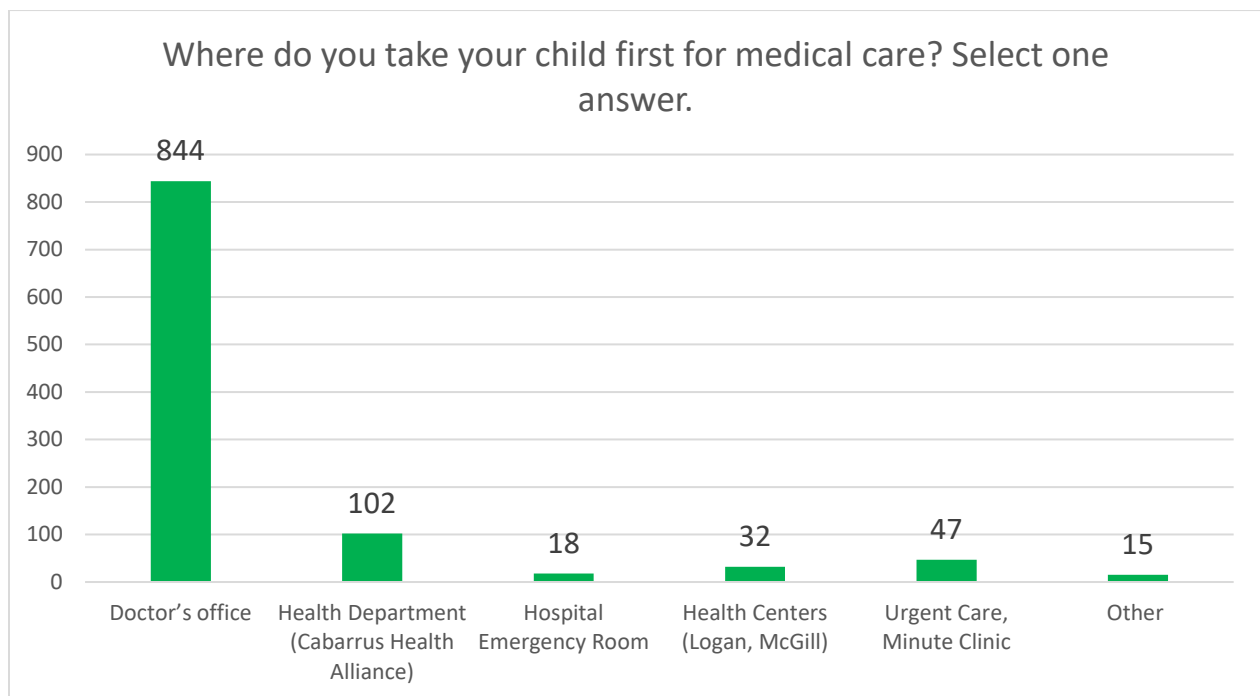
## QUESTION 20

### MEDICAL CARE FOR CHILDREN

Respondents were asked to report where they took their children for medical care. Respondents were only asked to answer this question if they had responded “Yes” to question #19. Out of 2,711 respondents, only 1,058 responded to this question.

Among those who responded to this question, the following answers were given:

- 79.8% (n=844) reported Doctor’s office
- 9.6% (n=102) reported Health Department (Cabarrus Health Alliance)
- 1.7% (n=18) reported Hospital Emergency Room
- 3.0% (n=32) reported Health Centers (Logan, McGill)
- 4.4% (n=47) reported Urgent Care, Minute Clinic
- 1.4% (n=15) reported Other





## QUESTION 21

### HEALTH INSURANCE COVERAGE FOR CHILDREN

Respondents were to report what type of health insurance the child/children had in their household. Out of 2,711 respondents, only 1,039 responded to this question. A small number of respondents (5.2%, n=54) reported that their child/children did not have health insurance.

Among those who responded that their child/children had health insurance (94.8%, n=985), the following answers were given:

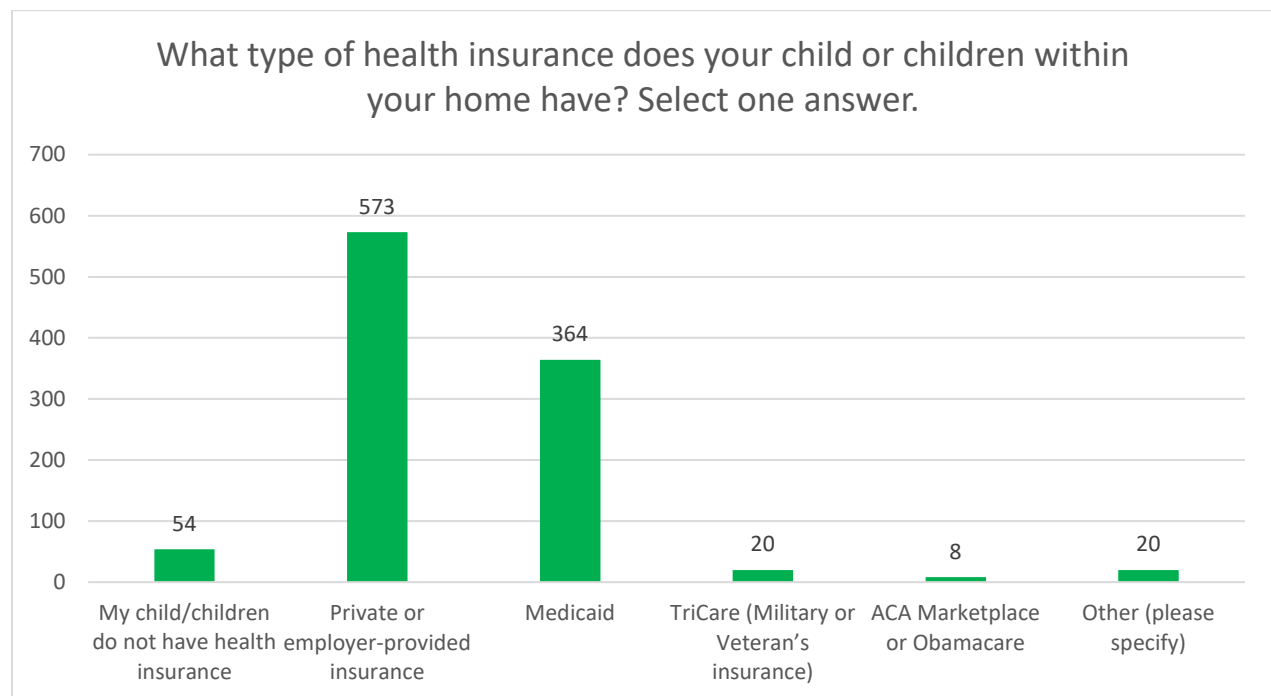
- 58.2% (n=573) reported Private or employer-provided insurance

- 37.0% (n=364) reported Medicaid

- 2.0% (n=20) reported TriCare (Military or Veteran's Insurance)

- 0.8% (n=8) reported ACA Marketplace or Obamacare

- 2.0% (n=20) reported Other



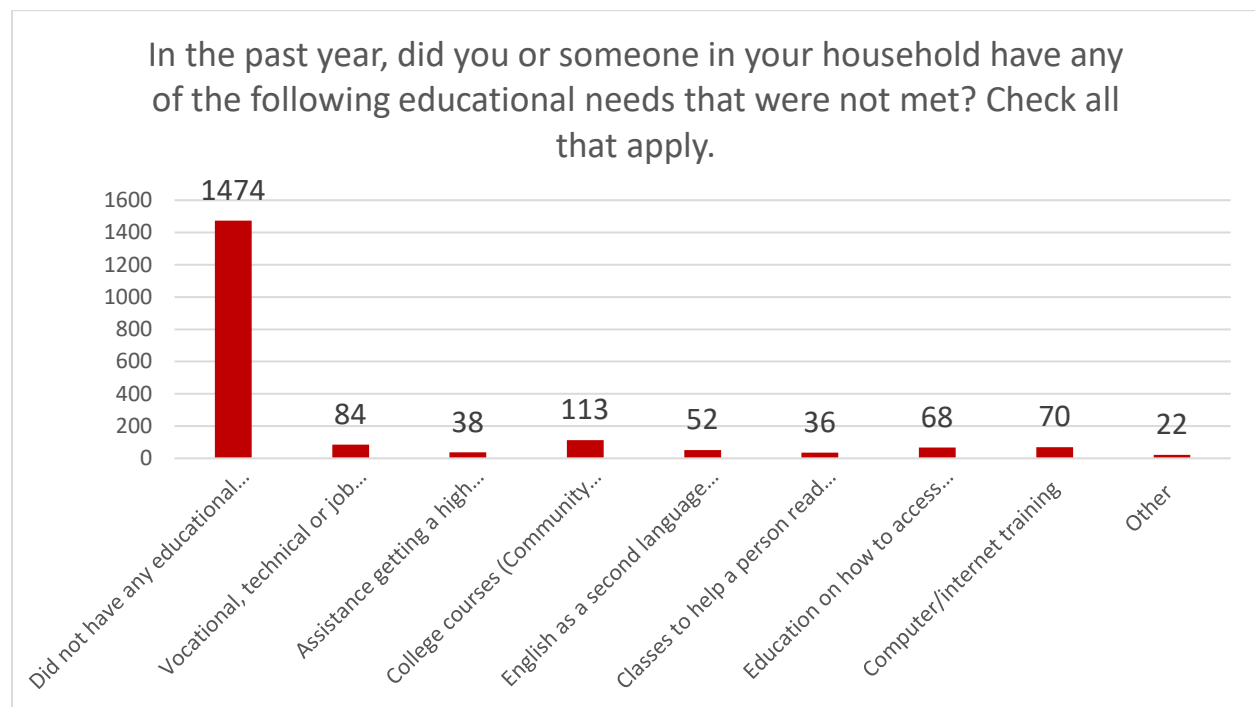
## QUESTION 22

### EDUCATIONAL NEEDS

Respondents were asked to report if they or anyone in their household had any educational needs that were not met. Out of 2,711 respondents, only 1,795 responded to the question. Most respondents (82.1%, n=1,474) reported that they did not have any educational needs.

Among those who reported that had educational needs (17.9%, n=321), the following answers were given:

- 26.2% (n=84) reported Vocational, technical or job skills training
- 11.8% (n=38) reported Assistance getting a high school diploma/GED
- 35.2% (n=113) reported College courses (community college or 4-year institution)
- 16.2% (n=52) reported English as a second language classes
- 11.2% (n=36) reported Classes to help a person read or write better
- 21.2% (n=68) reported Education on how to access community programs and services
- 21.8% (n=70) reported Computer/internet training
- 6.9% (n=22) reported Other



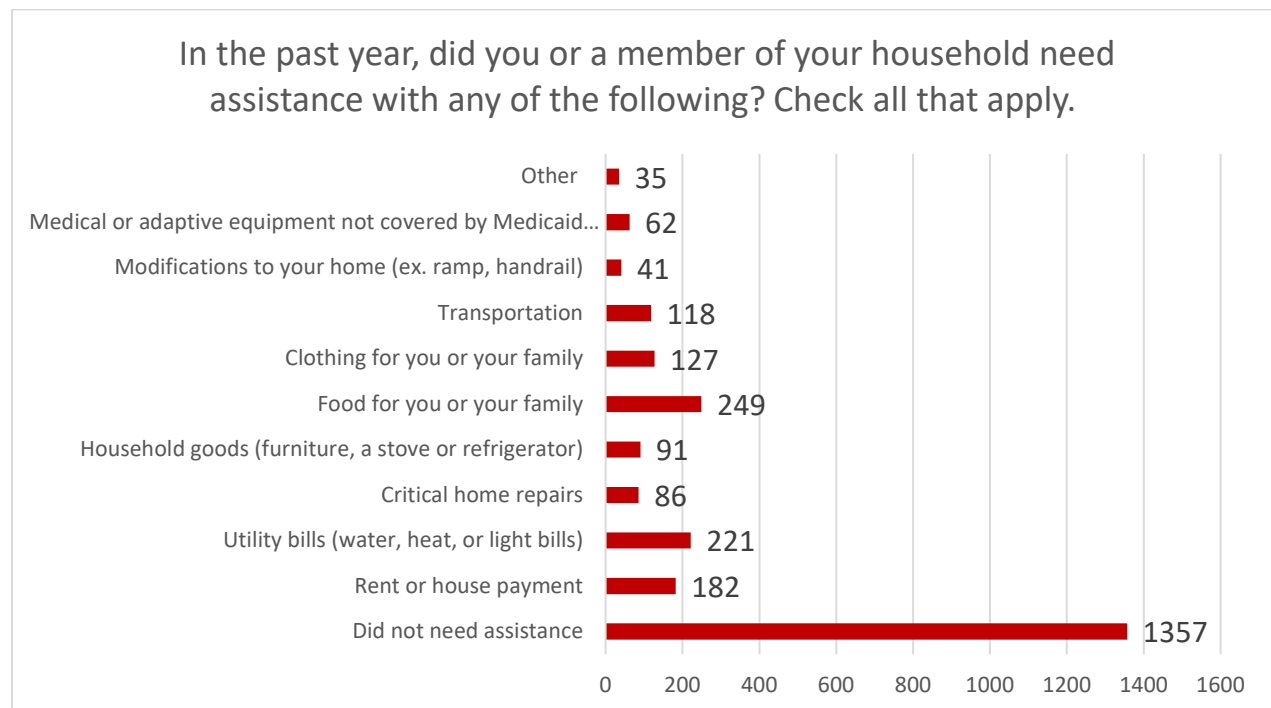
## QUESTION 23

### HOUSEHOLD NEED ASSISTANCE

Respondents were asked to report if they or a member of their household had needed household assistance in the past year. Out of 2,711 respondents, only 1,893 answered this question. Most respondents (71.7%, n= 1,357) reported that they had not needed any assistance.

Among those who reported that they had needed assistance (28.3%, n=536), the following answers were given on what types of household needs they needed assistance with:

- 34.0% (n=182) reported Rent or house payment
- 41.2% (n=221) reported Utility bills (water, heat, or light bills)
- 16.0% (n=86) reported Critical home repairs
- 17.0% (n=91) reported Household goods (furniture, a stove or refrigerator)
- 46.5% (n=249) reported Food for you or your family
- 23.7% (n=127) reported Clothing for your or your family
- 22.0% (n=118) reported Transportation
- 7.6% (n=41) reported Modifications to your home (ex. Ramp, handrail)
- 11.6% (n=62) reported Medical or adaptive equipment not covered by Medicaid or private insurance
- 6.5% (n=35) reported Other



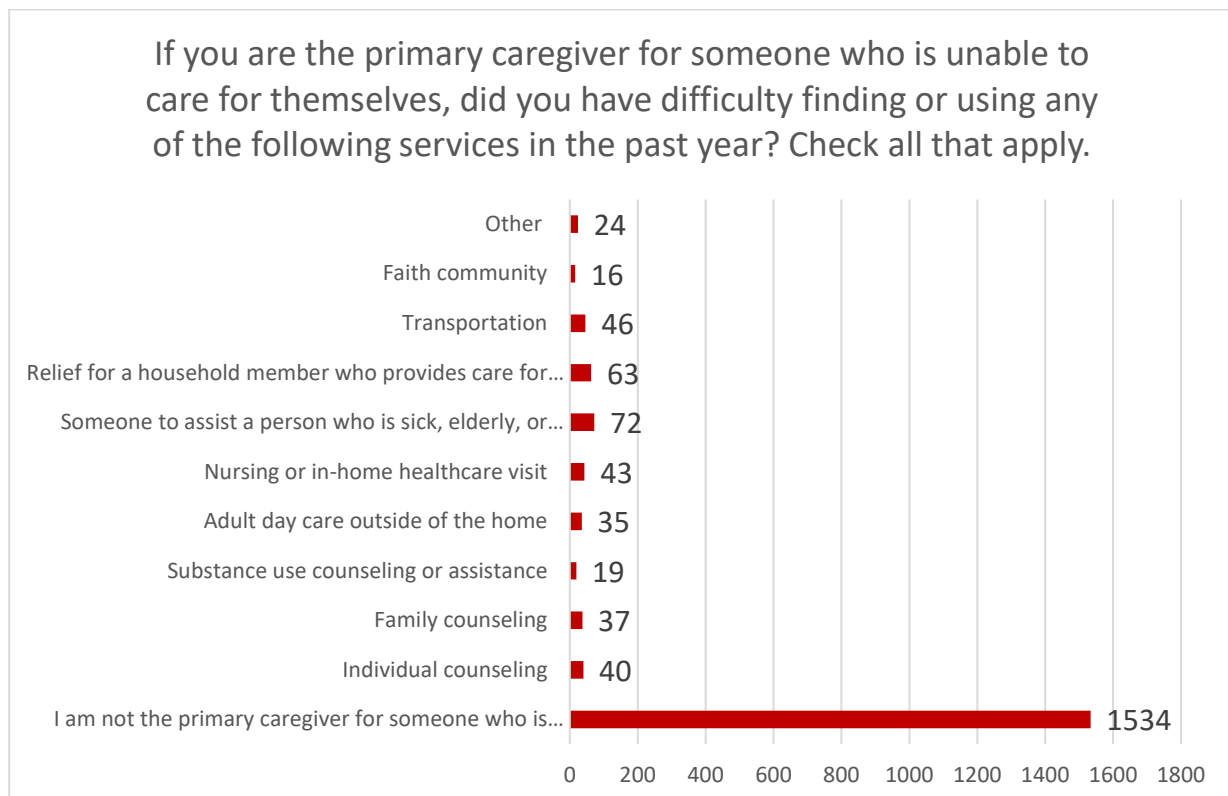
## QUESTION 24

### DIFFICULTIES IN RECEIVING SERVICES AS A PRIMARY CAREGIVER

Respondents were asked if they had had any difficulties receiving services as a primary caregiver for someone who is unable to care for themselves. Out of 2,711 respondents, only 1,751 answered this question. Most respondents (87.6%, n=1,534) reported that they were not a primary caregiver for someone who is unable to care for themselves.

Among those who were primary caregivers (12.4%, n=217), the following services were reported to be difficult to receive:

- 18.4% (n=40) reported individual counseling
- 17.1% (n=37) reported family counseling
- 8.8% (n=19) reported substance use counseling or assistance
- 16.1% (n=35) reported adult day care outside of the home
- 19.8% (n=43) reported nursing or in-home healthcare visit
- 33.2% (n=72) reported someone to assist a person who is sick, elderly, or disabled, with household chores
- 29.0% (n=63) reported relief for a household member who provides care for another person
- 21.2% (n=46) reported transportation
- 7.4% (n=16) reported faith community
- 11.1% (n=24) reported Other

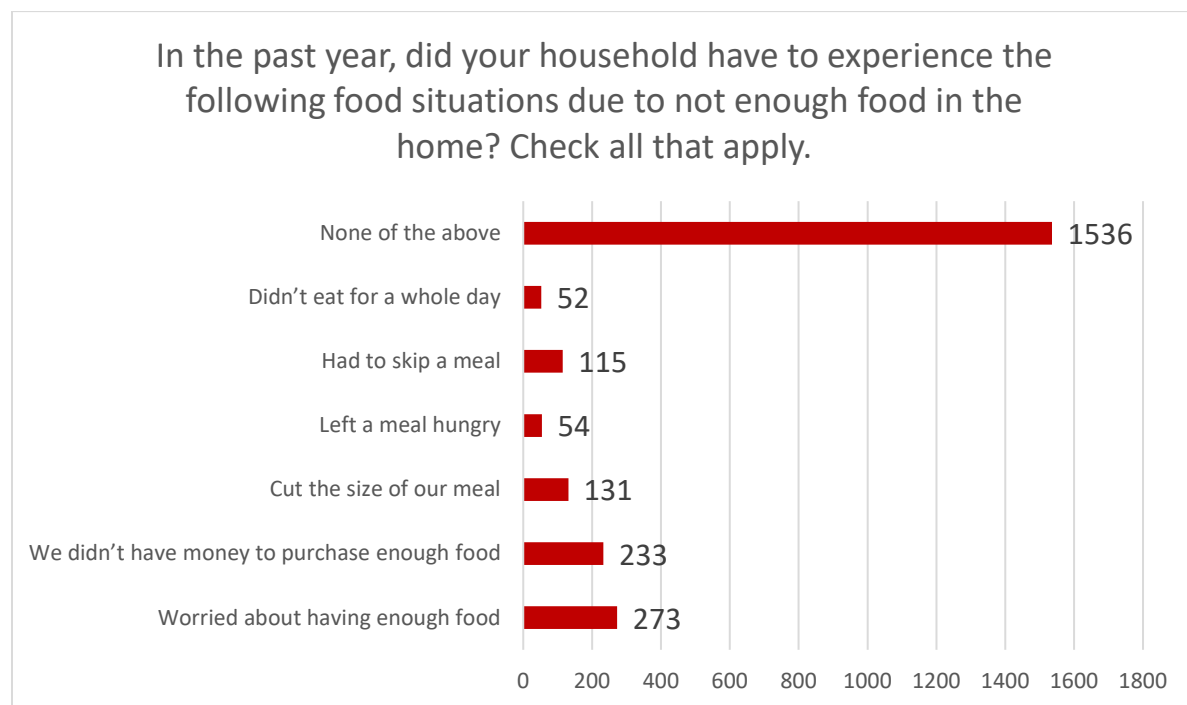


**QUESTION 25**  
**FOOD SECURITY**

Respondents were asked to report if they had experienced certain food situations due to not having enough food in the home. Out of 2,711 respondents, only 1,940 answered to this question. Most respondents (79.2%, n=1,536) reported “none of the above”.

Among those who had experienced a food situation (20.8%, n=404), the following answers were given:

- 67.6% (n=273) reported being worried about having enough food
- 57.7% (n=233) reported that they did not have enough money to purchase enough food
- 32.4% (n=131) reported they had to cut the size of their meal
- 13.4% (n=54) reported that they had left a meal hungry
- 28.5% (n=115) reported that they had to skip a meal
- 12.9% (n=52) reported they had not eaten for a whole day



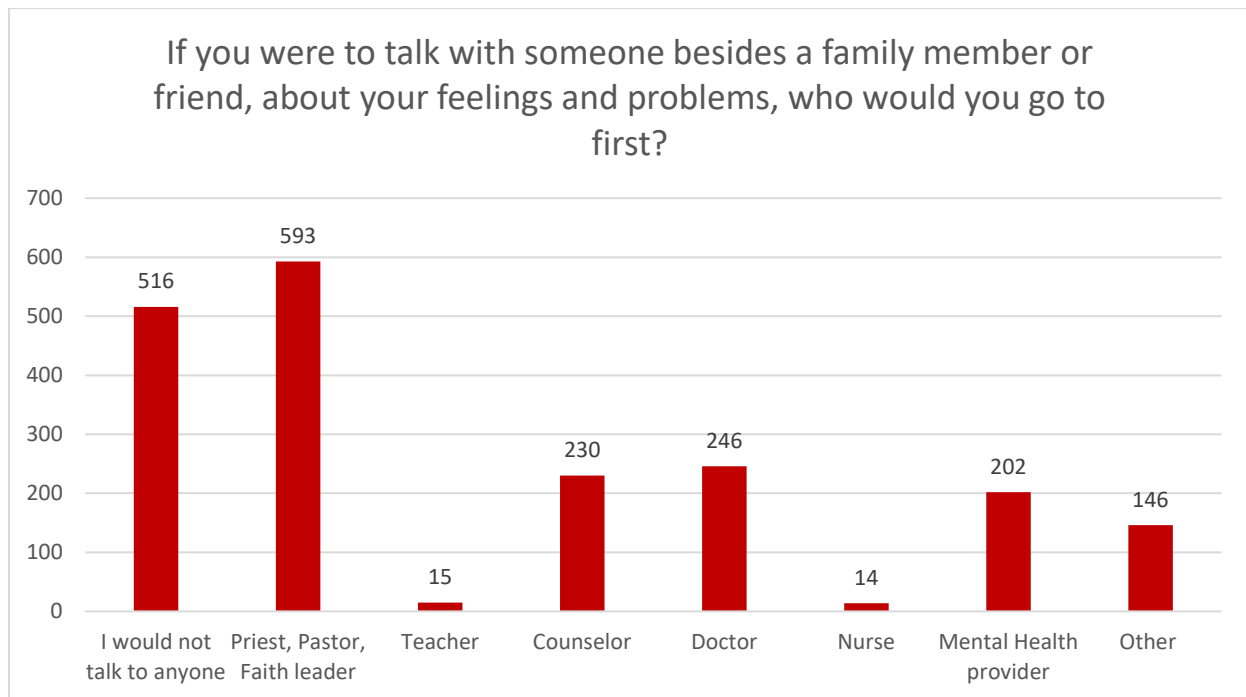
## QUESTION 26

### EMOTIONAL SUPPORT

Respondents were asked to report who they talked about their feelings/problems with besides their family or friends. Out of 2,711 respondents, only 1,962 answered this question. About one-fourth of respondents (26.3%, n=516) reported that they would not talk to anyone.

Among those who reported that they would talk to someone (73.7%, n=1,446), the following answers were given:

- 41.0% (n=593) reported Priest, Pastor, Faith Leader
- 1.0% (n=15) reported Teacher
- 15.9% (n=230) reported Counselor
- 17.0% (n=246) reported Doctor
- 1.0% (n=14) reported Nurse
- 14.0% (n=202) reported Mental Health Provider
- 10.1% (n=146) reported Other



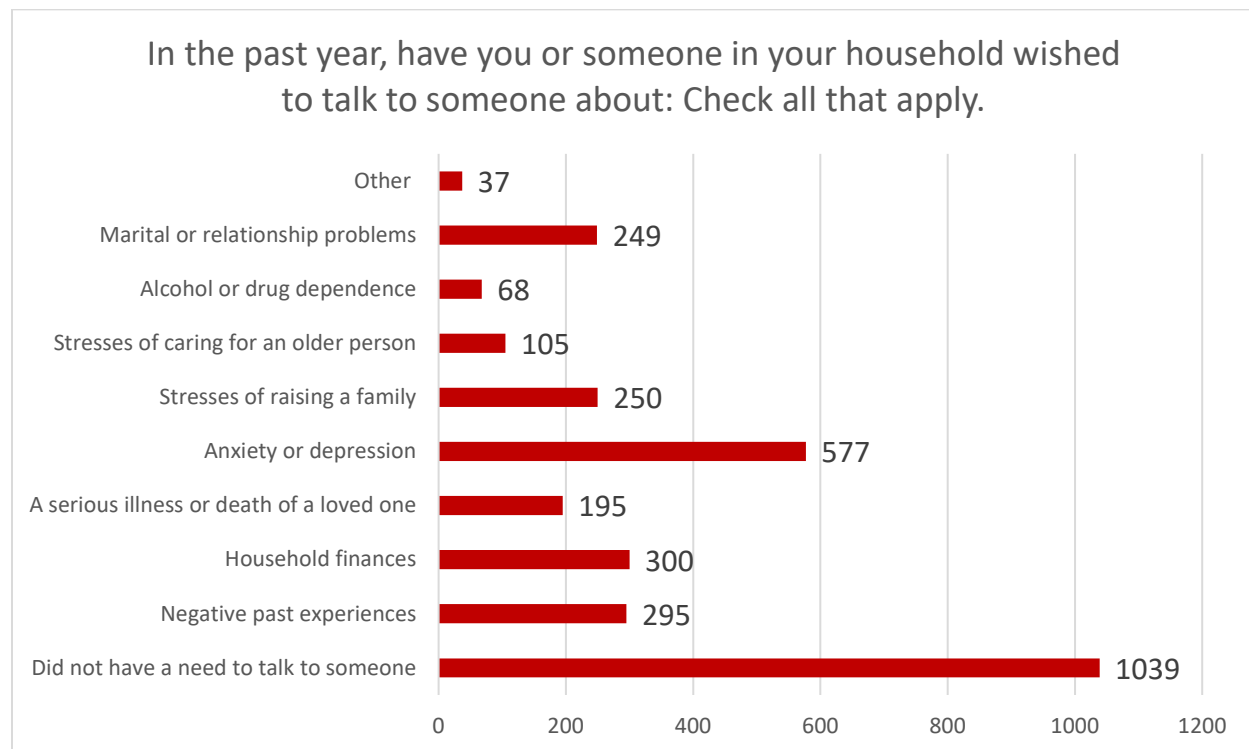
## QUESTION 27

### MENTAL HEALTH TOPICS FOR DISCUSSION

Respondents were asked to report what topics they or someone in their household had wished to talk to someone about in the past year. Out of 2,711 respondents, only 1,922 respondents answered the question. About half of the respondents (54.1%, n=1,039) reported that they did not have a need to talk to someone.

Among those who did have a need to talk to someone (45.9%, n=883), the following topics were given:

- 33.4% (n=295) reported they wanted to talk about negative past experiences
- 34.0% (n=300) reported they wanted to talk about household finances
- 22.1% (n=195) reported they wanted to talk about a serious illness or death of a loved one
- 65.3% (n=577) reported they wanted to talk about anxiety or depression
- 28.3% (n=250) reported they wanted to talk about stresses of raising a family
- 11.9% (n=105) reported they wanted to talk about stresses of caring for an older person
- 7.7% (n=68) reported they wanted to talk about alcohol or drug dependence
- 28.2% (n=249) reported they wanted to talk about marital or relationship problems
- 4.2% (n=37) reported Other



## QUESTION 28

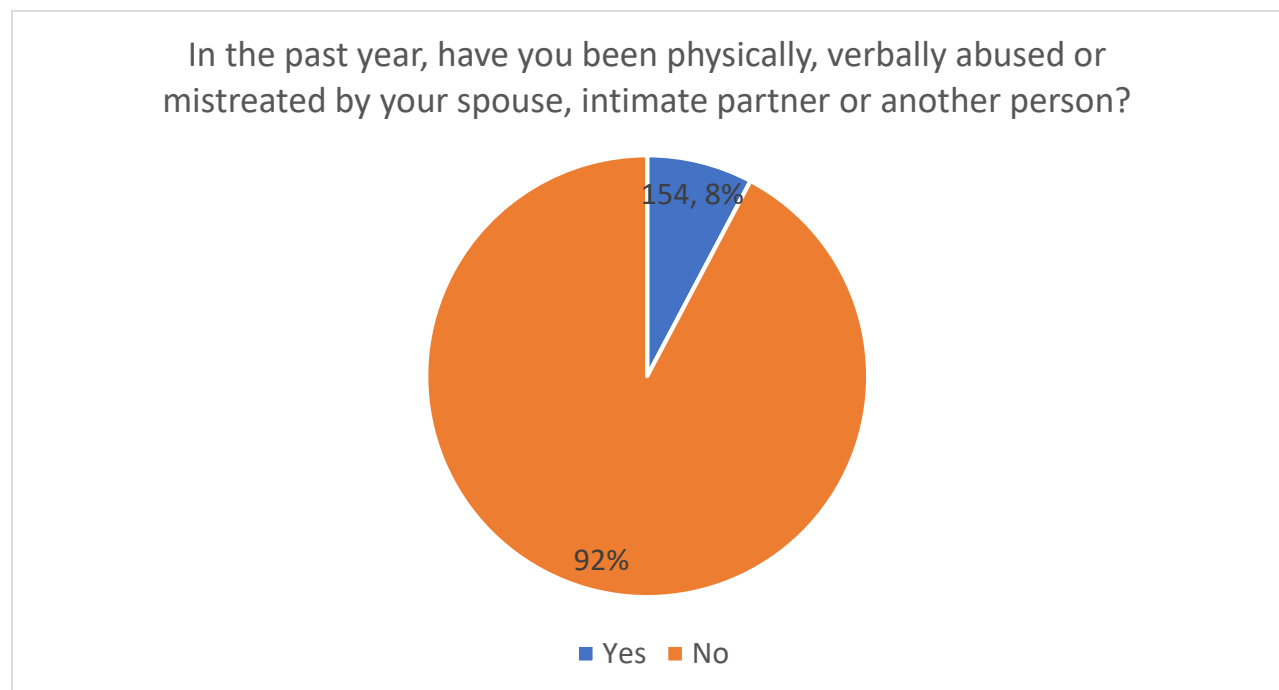
### PHYSICAL AND VERBAL ABUSE

Respondents were asked to report whether they had been physically, verbally abused or mistreated by their spouse, intimate partner, or another person. Out of 2,711 respondents, only 1,988 answered this question.

Among those who answered, the following answers were given:

7.7% (n=154) reported Yes

92.3% (n=1,834) reported No





## QUESTION 29

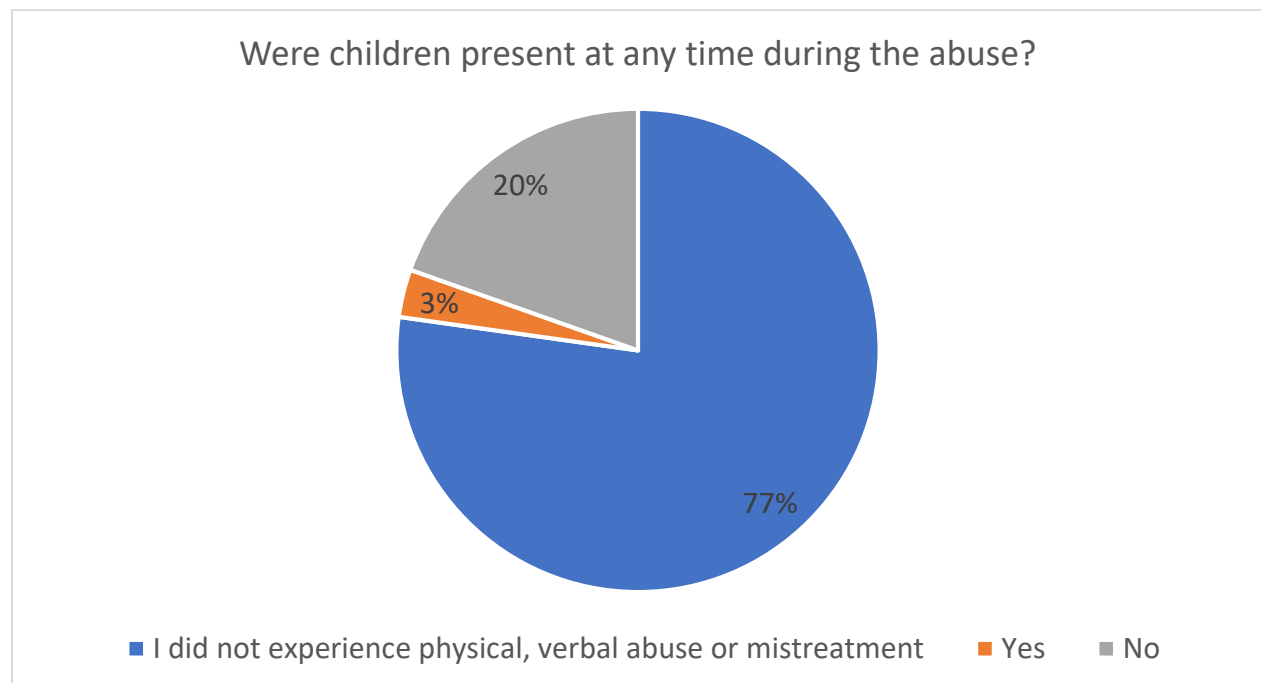
### CHILD PRESENCE DURING PHYSICAL AND VERBAL ABUSE

Respondents were asked whether children were present during times of abuse. Out of 2,711 respondents, only 1,879 answered this question. Most (77.2%, n=1,451) reported that they did not experience physical, verbal abuse or mistreatment.

Among those who reported abuse (22.8%, n=428) the following answers were given:

14.0% (n=60) reported Yes, children were present

86.0% (n=368) reported No, children were not present



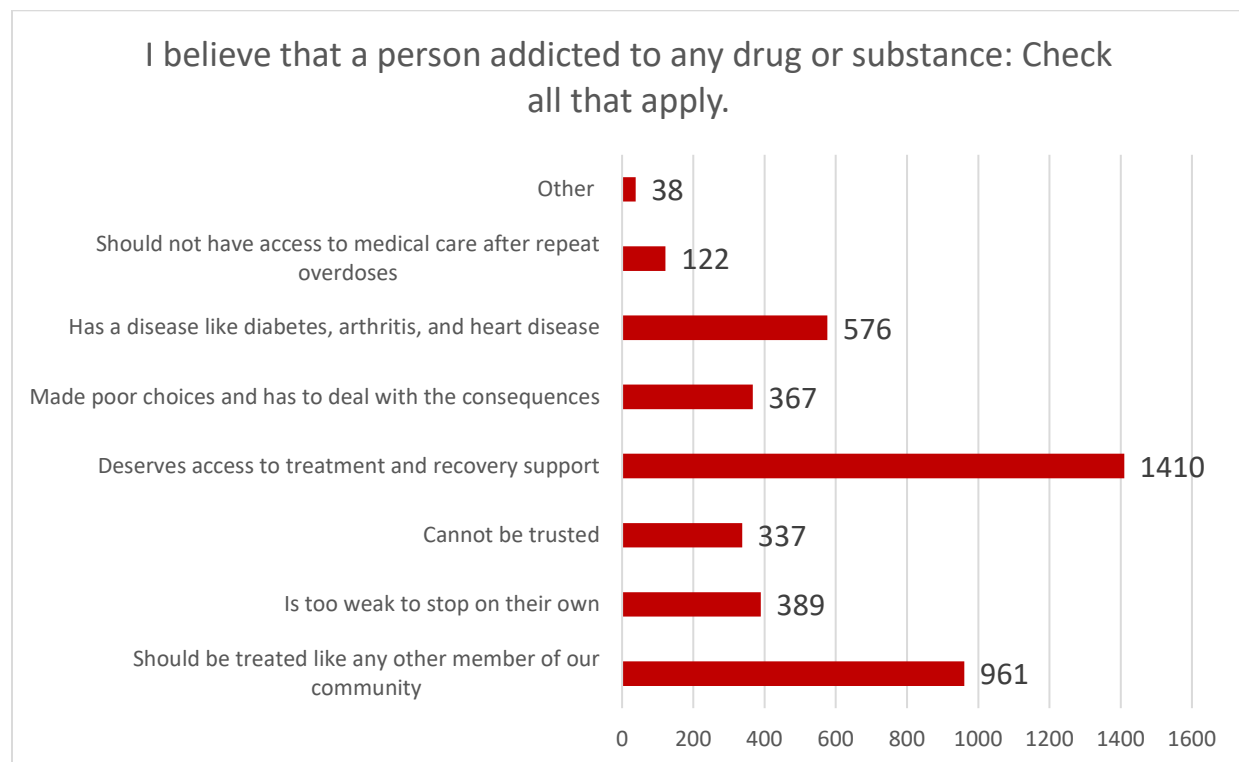
### QUESTION 30

#### PORTRAYAL OF THOSE WITH DRUG/SUBSTANCE ADDICTION

Respondents were asked to report their beliefs associated with people addicted any drug or substance. Out of 2,711 respondents, only 1,882 answered this question.

Among those who answered, the following answers were given:

- 51.1% (n=961) believed they should be treated like any other member of the community
- 20.7% (n=389) believed they are too weak to stop on their own
- 17.9% (n=337) believed they cannot be trusted
- 74.9% (n=1,410) believed they deserve access to treatment and recovery support
- 19.5% (n=367) believed they made poor choices and have to deal with the consequences
- 30.6% (n=576) believed they have a disease like diabetes, arthritis, and heart disease
- 6.5% (n=122) believed they should not have access to medical care after repeat overdoses
- 2.0% (n=38) believed Other



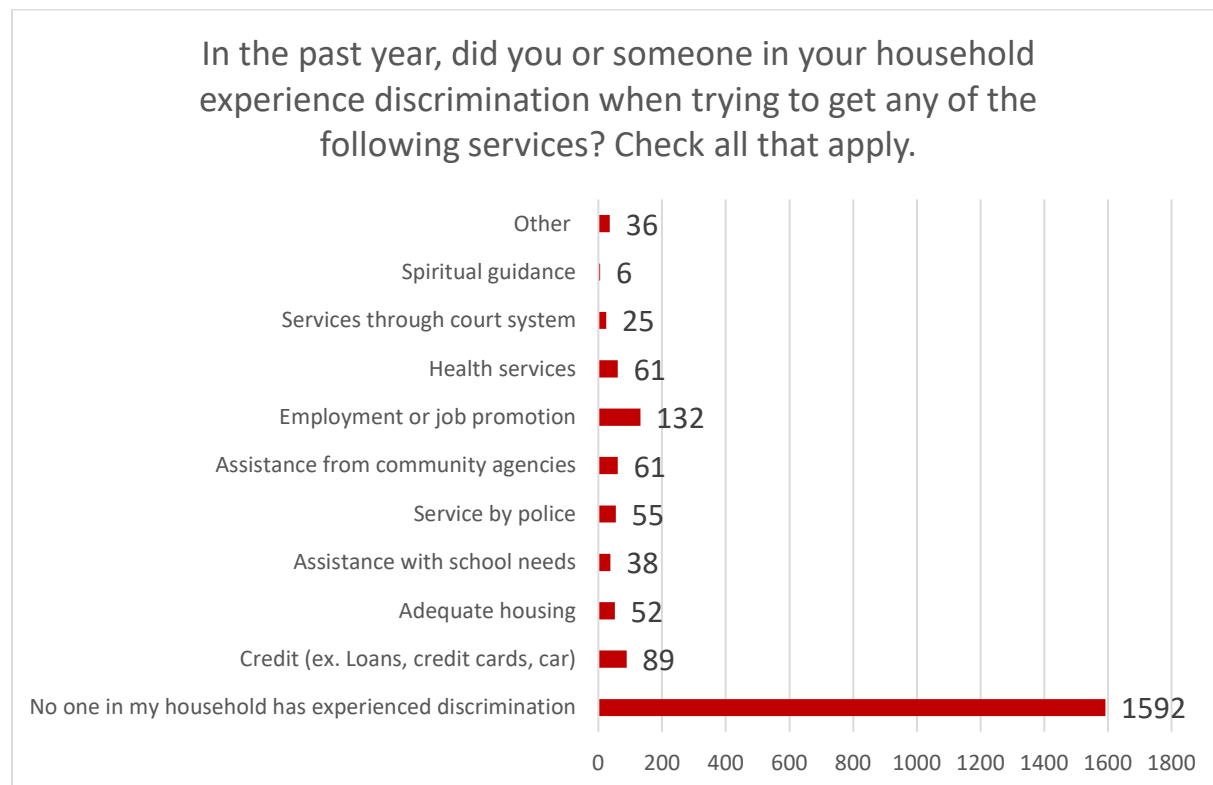
### QUESTION 31

#### DISCRIMINATION IN RECEIVING SERVICES

Respondents were asked to report if they or someone in their household had experienced discrimination when trying to receive services. Out of 2,711 respondents, 1,913 answered this question. Most people (83.2%, n=1,592) reported that no one in their household had experienced discrimination.

Among those who reported that they had experienced discrimination (16.8%, n=321), they reported discrimination in the following services:

- 27.8% (n=89) reported credit (ex. Loans, credit cards, car)
- 16.2% (n=52) reported adequate housing
- 11.8% (n=38) reported assistance with school needs
- 17.1% (n=55) reported service by police
- 19.0% (n=61) reported assistance from community agencies
- 41.1% (n=132) reported employment or job promotion
- 19.0% (n=61) reported health services
- 7.8% (n=25) reported services through court system
- 1.9% (n=6) reported spiritual guidance
- 11.2% (n=36) reported other



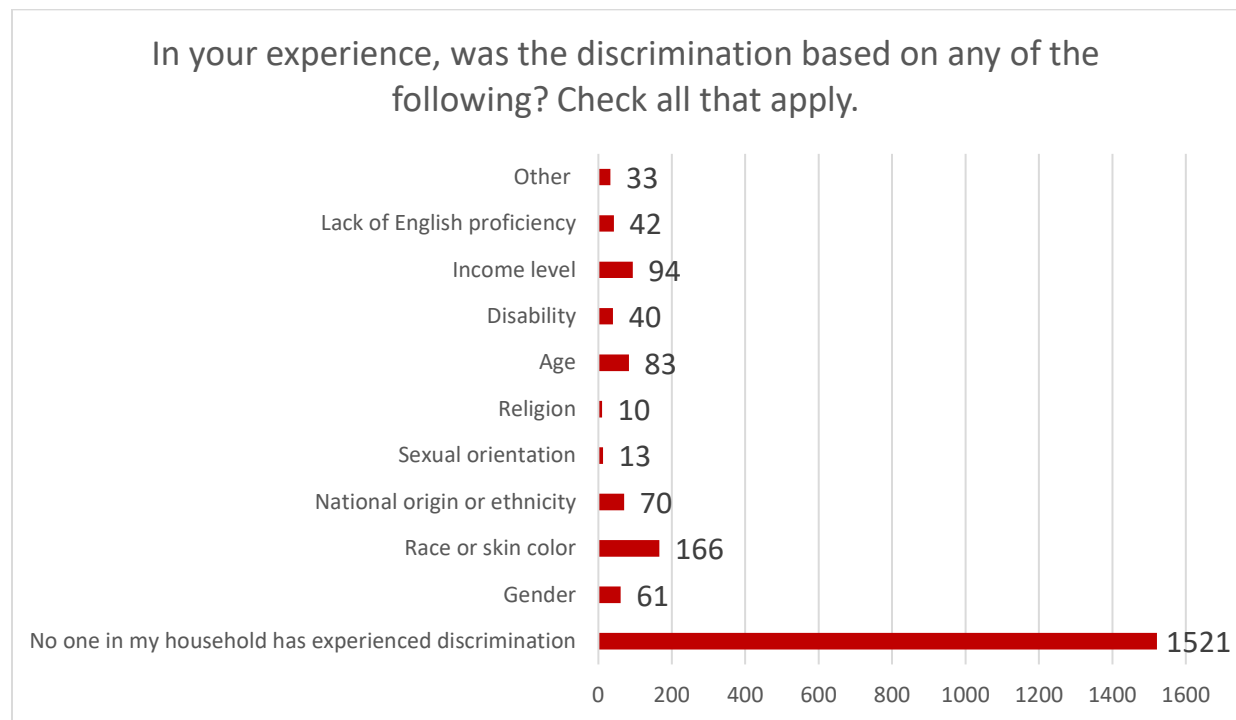
## QUESTION 32

### BASIS OF DISCRIMINATION

Respondents were asked to report what they felt the discrimination they had received was based on. This question was meant to reflect on the answers given in question #30. Out of 2,711 respondents, only 1,863 answered this question. Most people who answered (81.6%, n=1,521), reported that no one in their household had experienced discrimination.

Among those who experienced discrimination (18.4%, n=342), the following answers were given as to what they felt it was based on:

- 17.8% (n=61) reported gender
- 48.5% (n=166) reported race or skin color
- 20.5% (n=70) reported national origin or ethnicity
- 3.8% (n=13) reported sexual orientation
- 2.9% (n=10) reported religion
- 24.3% (n=83) reported age
- 11.7% (n=40) reported disability
- 27.5% (n=94) reported income level
- 12.3% (n=42) reported lack of English proficiency
- 9.6% (n=33) reported Other



### QUESTION 33

#### **SERVICES FOR THE ELDERLY**

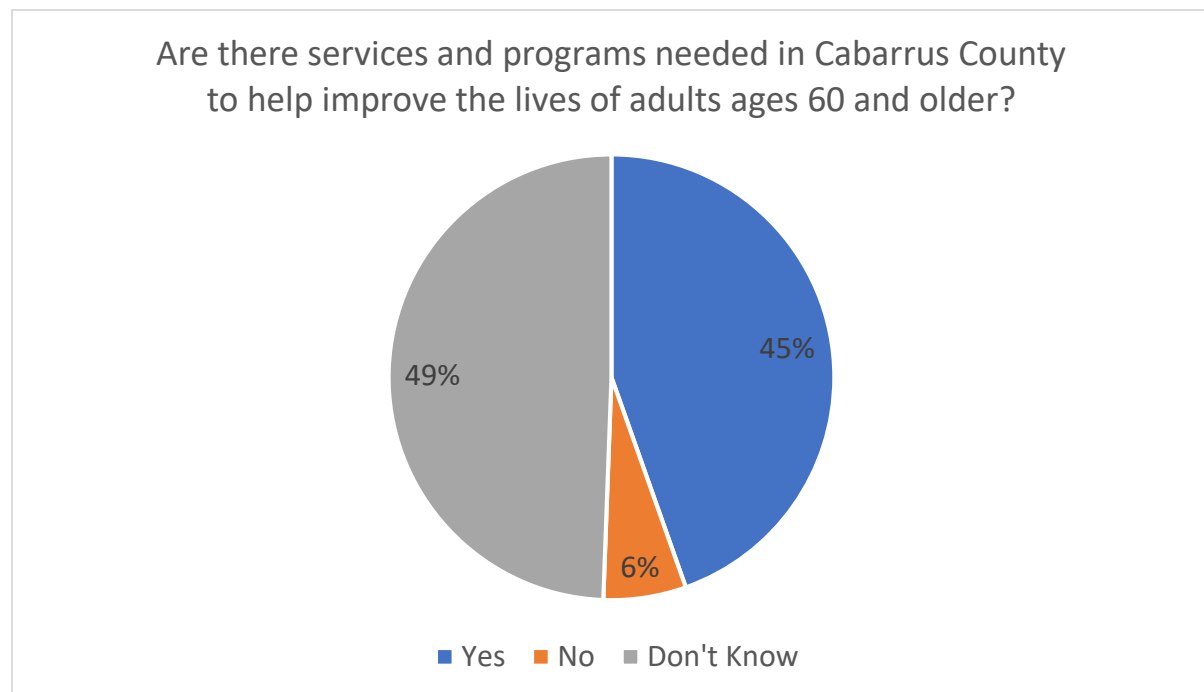
Respondents were asked to report whether services were needed in Cabarrus County to improve the lives of adults ages 60 and older. Out of 2,711 respondents, only 1,967 answered this question.

Among those who answered, the following answers were given:

44.6% (n=877) reported Yes

6.0% (n=118) reported No

49.4% (n=972) reported I don't know



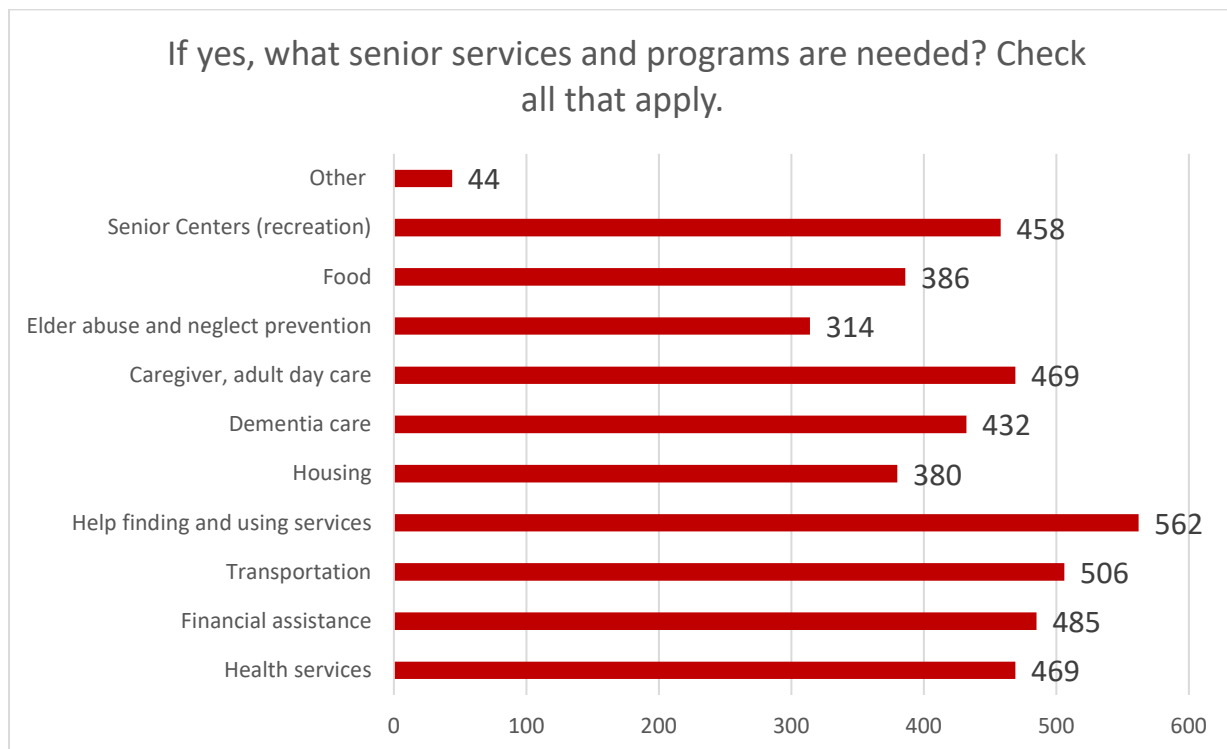
### QUESTION 34

#### ADDITIONAL SERVICES FOR THE ELDERLY

Respondents were asked to report what senior services and programs were needed. They were only asked to answer if they had answered “Yes” to question #33. Out of 2,711 respondents, only 1,032 answered this question.

Among those who answered, the following answers were given:

- 45.4% (n=469) reported health services
- 47.0% (n=485) reported financial assistance
- 49.0% (n=506) reported transportation
- 54.5% (n=562) reported help finding and using services
- 36.8% (n=380) reported housing
- 41.9% (n=432) reported dementia care
- 45.4% (n=469) reported caregiver, adult day care
- 30.4% (n=314) reported elder abuse and neglect prevention
- 37.4% (n=386) reported food
- 44.4% (n=458) reported senior centers (recreation)
- 4.3% (n=44) reported other



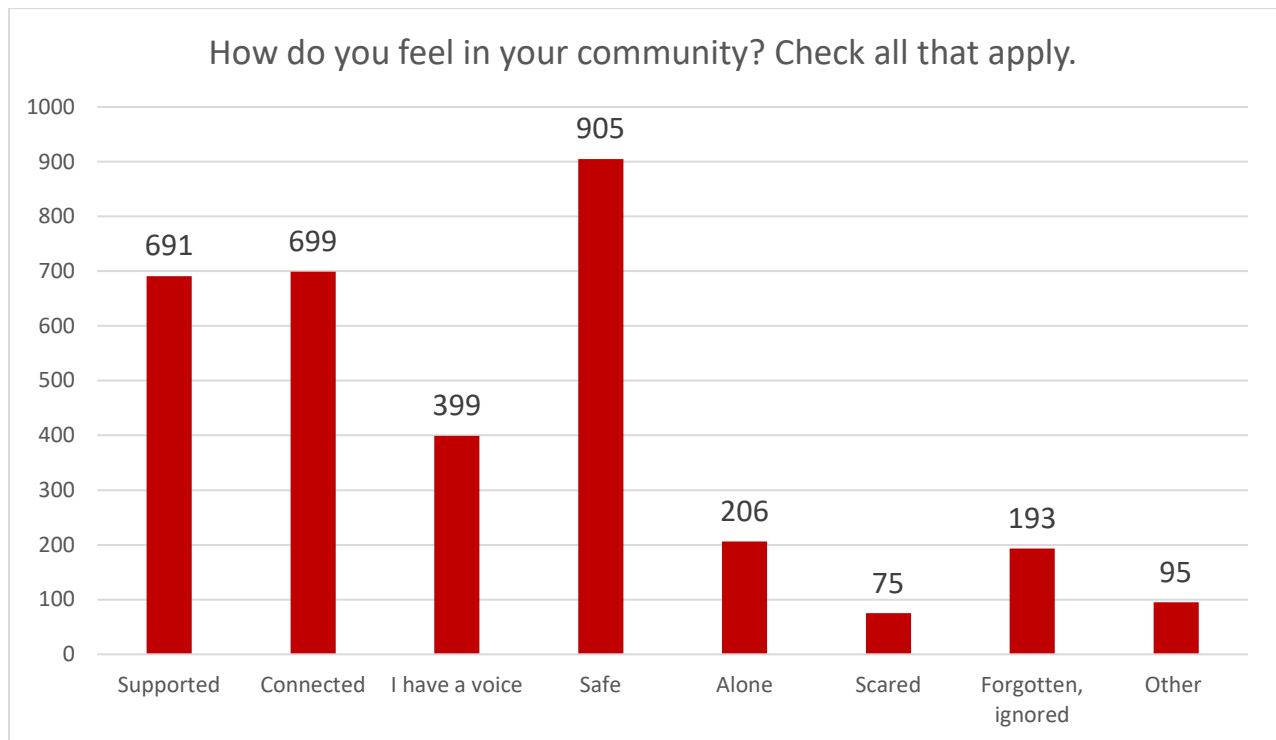
### QUESTION 35

#### FEELINGS ABOUT COMMUNITY

Respondents were asked to report their feeling towards their community. Out of 2,711 respondents, only 1,875 answered this question.

Among those who answered, the following answers were given:

- 36.9% (n=691) reported feeling supported
- 37.3% (n=699) reported feeling connected
- 21.3% (n=399) reported feeling like they have a voice
- 48.3% (n=905) reported feeling safe
- 11.0% (n=206) reported feeling alone
- 4.0% (n=75) reported feeling scared
- 10.3% (n=193) reported feeling forgotten, ignored
- 5.1% (n=95) reported Other



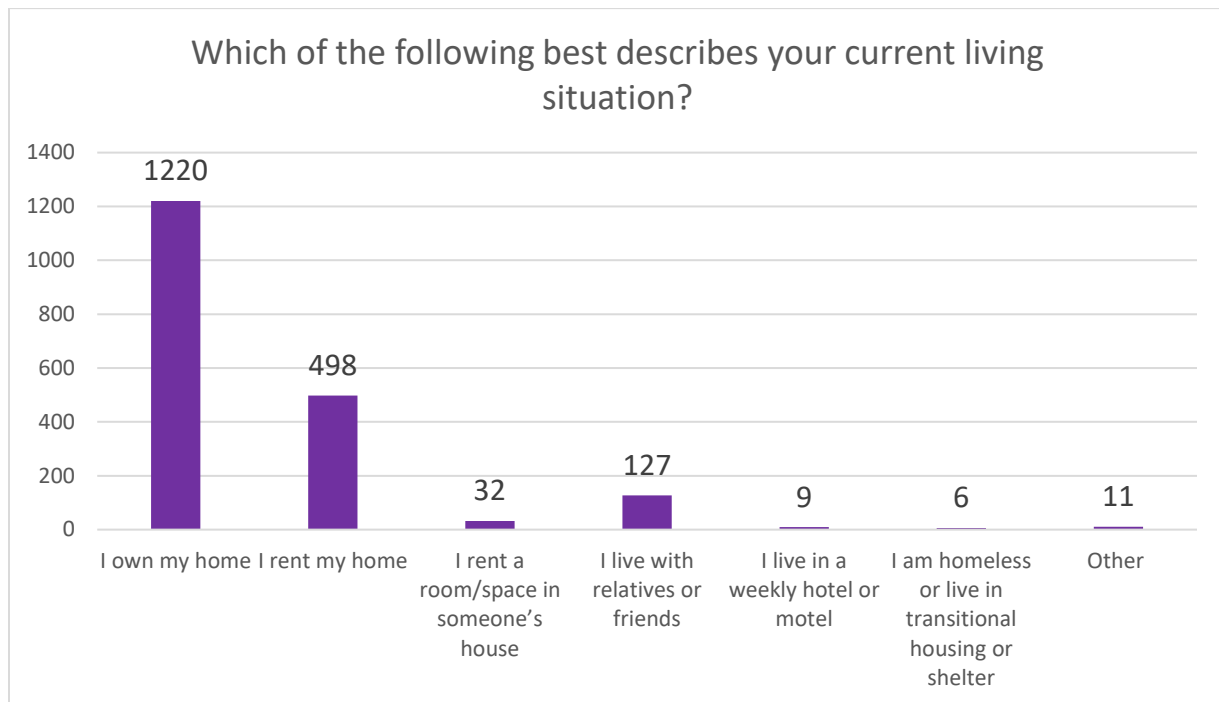
## QUESTION 36

### TYPES OF LIVING SITUATIONS

Respondents were asked to report their current living situation. Out of 2,711 respondents, only 1,903 answered this question.

Among those who answered the question, the following answers were given:

- 64.1% (n=1,220) reported that they owned their home
- 26.2% (n=498) reported that they rented their home
- 1.7% (n=32) reported that they rented a room/space in someone's house
- 6.7% (n=127) reported that they lived with relatives or friends
- 0.5% (n=9) reported that they lived in a weekly hotel or motel
- 0.3% (n=6) reported that they were homeless or lived in transitional housing or shelter
- 0.6% (n=11) reported other





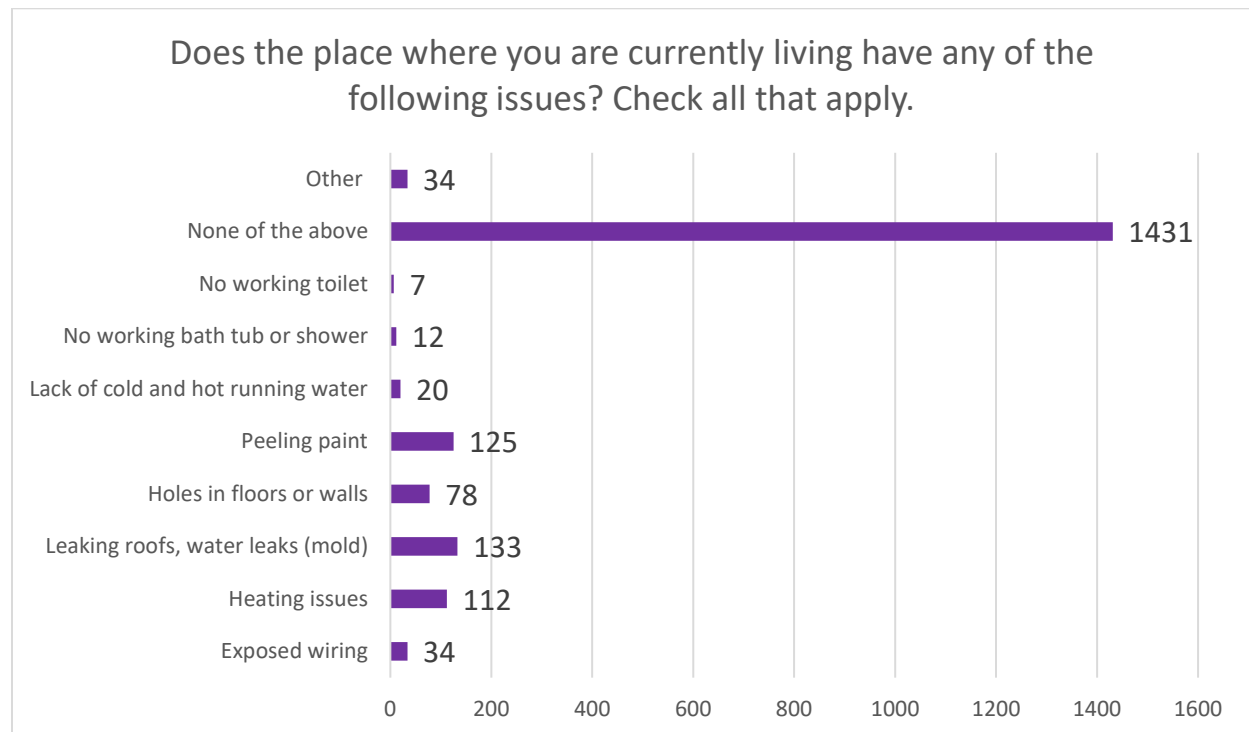
### QUESTION 37

#### CONDITIONS OF LIVING SITUATION

Respondents were asked to report any issues that were present at the places that they currently lived. Out of 2,711 respondents, only 1,754 answered this question. Most people who answered (81.6%, n=1,431) reported that that “none of the above” for the issues listed.

Among those who reported issues (18.4%, n=323), the following answers were given:

- 10.5% (n=34) reported exposed wiring
- 34.7% (n=112) reported heating issues
- 41.2% (n=133) reported leaking roofs, water leaks (mold)
- 24.1% (n=78) reported holes in floors or walls
- 38.7% (n=125) reported peeling paint
- 6.2% (n=20) reported lack of cold and hot running water
- 3.7% (n=12) reported no working bathtub or shower
- 2.2% (n=7) reported no working toilet
- 10.5% (n=34) reported other



### QUESTION 38

#### **ADDITIONAL ADULTS LIVING IN HOUSEHOLD**

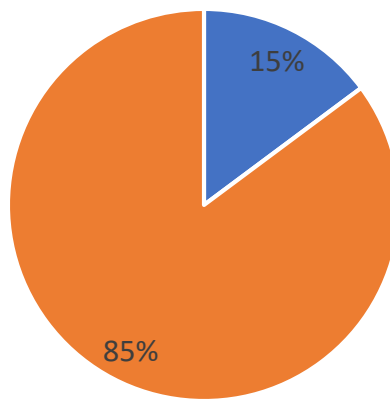
Respondents were asked to report whether there were additional adults and children who live with them that cannot afford to live on their own. Out of 2,711 respondents, only 1,883 respondents answered this question.

Among those who answered, the following answers were given:

14.8% (n=279) reported Yes

85.2% (n=1,604) reported No

Are there additional adults and children, which you are not the primary caregiver for, who currently live with you because they cannot afford to live on their own?



■ Yes ■ No

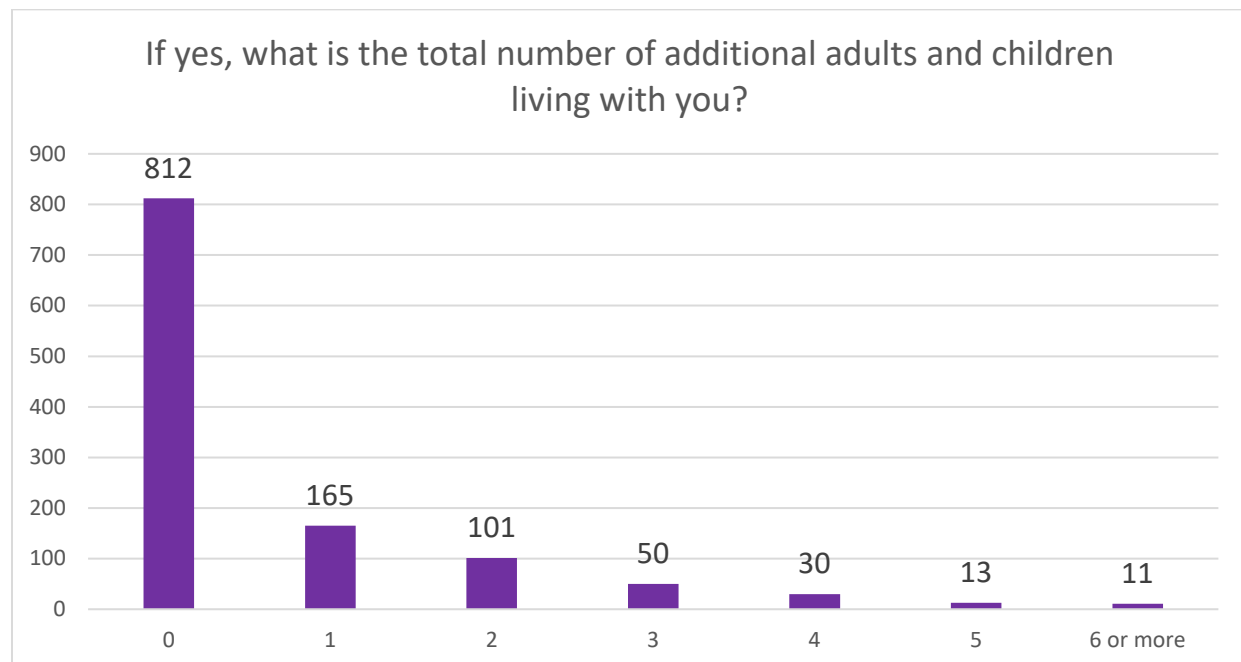
### QUESTION 39

#### NUMBER OF ADDITIONAL ADULTS LIVING IN HOUSEHOLD

Respondents were asked to report the total number of additional adults and children living with them. They were only asked to respond if they had answered Yes to question #37. Out of 2,711 respondents, only 1,182 answered this question. Most people (68.7%, n=812) reported that 0 additional adults or children lived in their household.

Among those who answered that they had additional adults living their household (31.3%, n=370), the following answers were given:

- 44.6% (n=165) reported 1
- 27.3% (n=101) reported 2
- 13.5% (n=50) reported 3
- 8.1% (n=30) reported 4
- 3.5% (n=13) reported 5
- 3.0% (n=11) reported 6 or more



## QUESTION 40

### LIVING ARRANGEMENTS

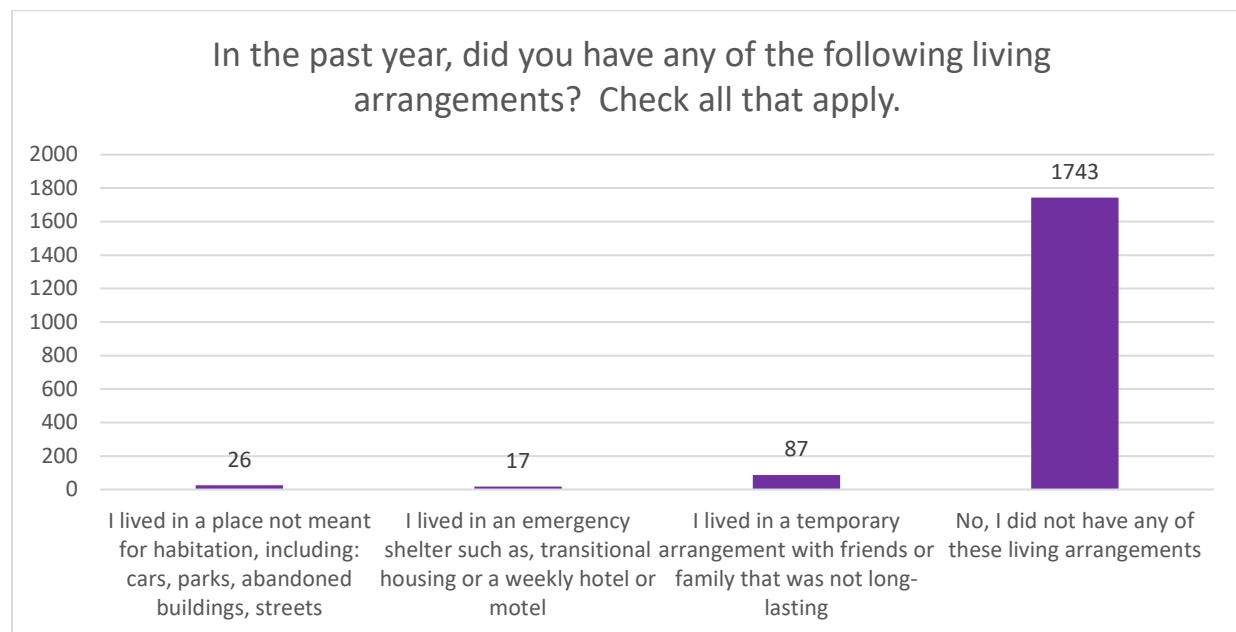
Respondents were asked to report if they had lived certain living situations. Out of 2,711 respondents, only 1,851 answered this question. Most people (94.2%, n=1,743) responded that they did not have any the listed living arrangements.

Among those who reported living in these arrangements (5.8%, n=108), the following answers were given:

24.1% (n=26) reported that they had lived in a place not meant for habitation including cars, parks, abandoned buildings, streets

15.7% (n=17) reported that they had lived in an emergency shelter such as transitional housing or a weekly hotel or motel

80.6% (n=87) reported that they had lived in a temporary arrangement with friends or family that was not long-lasting



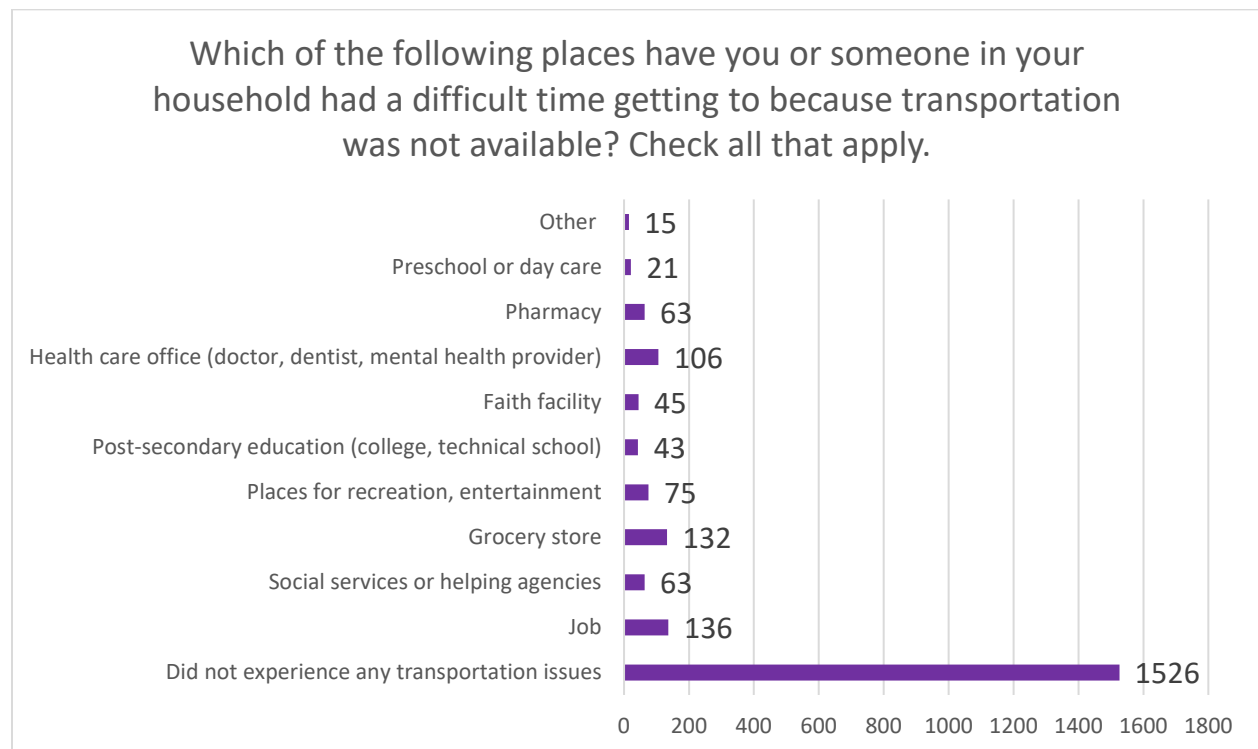
## QUESTION 41

### TRANSPORTATION AVAILABILITY

Respondents were asked to report if there were any places that they had had difficulty getting to because transportation was not available. Out of 2,711 respondents, only 1,807 answered this question. Most people that answered (84.4%, n=1526) reported that they did not experience any transportation issues.

Among those who reported transportation issues (15.6%, n=281), the following places were reported:

- 48.4% (n=136) reported a job
- 22.4% (n=63) reported social services or helping agencies
- 47.0% (n=132) reported grocery store
- 26.7% (n=75) reported places for recreation, entertainment
- 15.3% (n=43) reported post-secondary education (college, technical school)
- 16.0% (n=45) reported faith facility
- 37.7% (n=106) reported health care office (doctor, dentist, mental health provider)
- 22.4% (n=63) reported pharmacy
- 7.5% (n=21) reported preschool or day care
- 5.3% (n=15) reported other



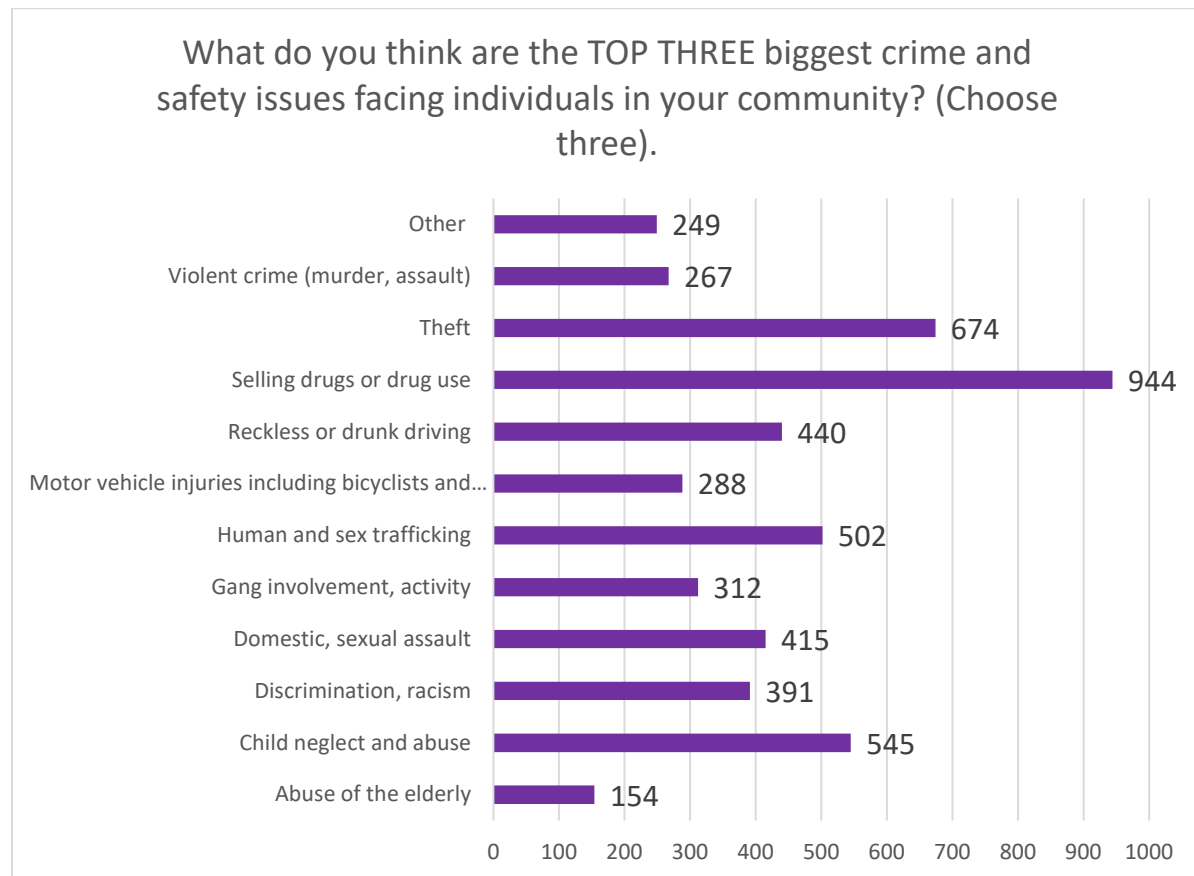
## QUESTION 42

### TOP CRIME AND SAFETY ISSUES

Respondents were asked to report what they thought were the top three largest crime and safety issues facing individuals in their community. Out of 2,711 respondents, only 1,978 answered this question.

Among those who answered the question, the following answers were given:

- 13.5% (n=267) prioritized violent crime (murder, assault)
- 34.1%(n=674) prioritized theft
- 47.7% (n=944) prioritized selling drugs or drug use
- 22.2% (n=440) prioritized reckless or drunk driving
- 14.6% (n=288) prioritized motor vehicle injuries including bicyclists and pedestrians
- 25.4% (n=502) prioritized human and sex trafficking
- 15.8% (n=312) prioritized gang involvement, activity
- 21.0% (n=415) prioritized domestic, sexual assault
- 19.8% (n=391) prioritized discrimination, racism
- 27.6% (n=545) prioritized child neglect and abuse
- 7.8% (n=154) prioritized abuse of the elderly
- 12.6% (n=249) prioritized other



## QUESTION 43

### **TOP ISSUES IN COMMUNITY**

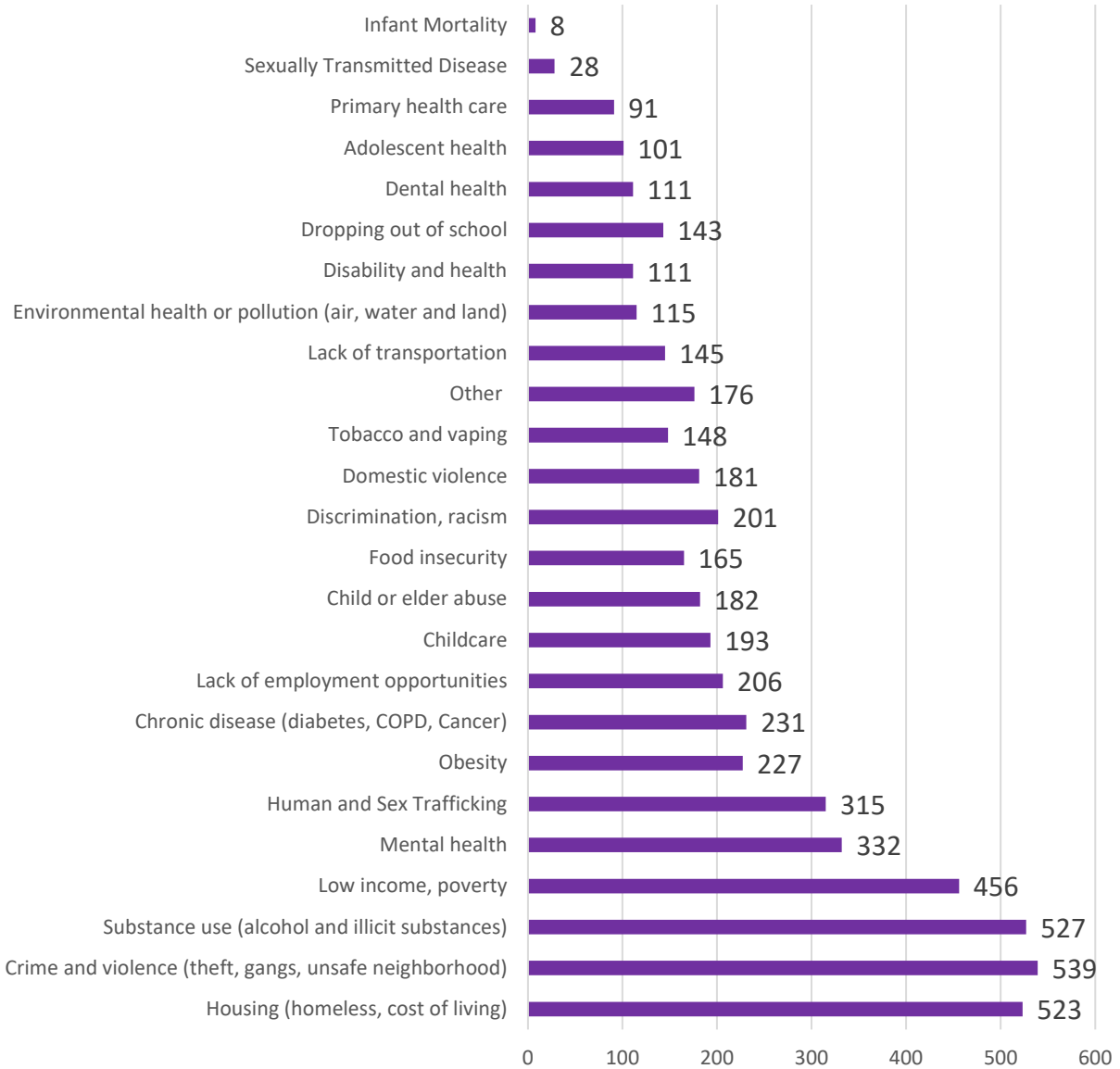
Respondents were asked to report what they thought were the top three largest issues facing individuals in their community in Cabarrus County. Out of 2,711 respondents, only 1,978 answered this question.

Among those who answered the question, the following answers were given:

- 0.4% (n=8) prioritized infant mortality
- 1.4% (n=28) prioritized sexually transmitted disease
- 4.6% (n=91) prioritized primary health care
- 5.1% (n=101) prioritized adolescent health
- 5.6% (n=111) prioritized dental health
- 7.2% (n=143) prioritized dropping out of school
- 5.6% (n=111) prioritized disability and health
- 5.8% (n=115) prioritized environmental health or pollution (air, water, and land)
- 7.3% (n=145) prioritized lack of transportation
- 7.5% (n=148) prioritized tobacco and vaping
- 9.2% (n=181) prioritized domestic violence
- 10.2% (n=201) prioritized discrimination, racism
- 8.3% (n=165) prioritized food insecurity
- 9.2% (n=182) prioritized child or elder abuse
- 9.8% (n=193) prioritized childcare
- 10.4% (n=206) prioritized lack of employment opportunities
- 11.7% (n=231) prioritized chronic disease (diabetes, COPD, cancer)
- 11.5% (n=227) prioritized obesity
- 15.9% (n=315) prioritized human and sex trafficking
- 16.8% (n=332) prioritized mental health
- 23.1% (n=456) prioritized low income, poverty
- 26.6% (n=527) prioritized substance use (alcohol and illicit substances)
- 27.2% (n=539) prioritized crime and violence (theft, gangs, unsafe neighborhood)
- 26.4% (n=523) prioritized housing (homeless, cost of living)
- 8.9% (n=176) prioritized other

**SEE CHART ON NEXT PAGE**

Please look at this list of issues facing individuals in our community. In your opinion, which THREE issues are the most concerning in Cabarrus County. (Choose three.)





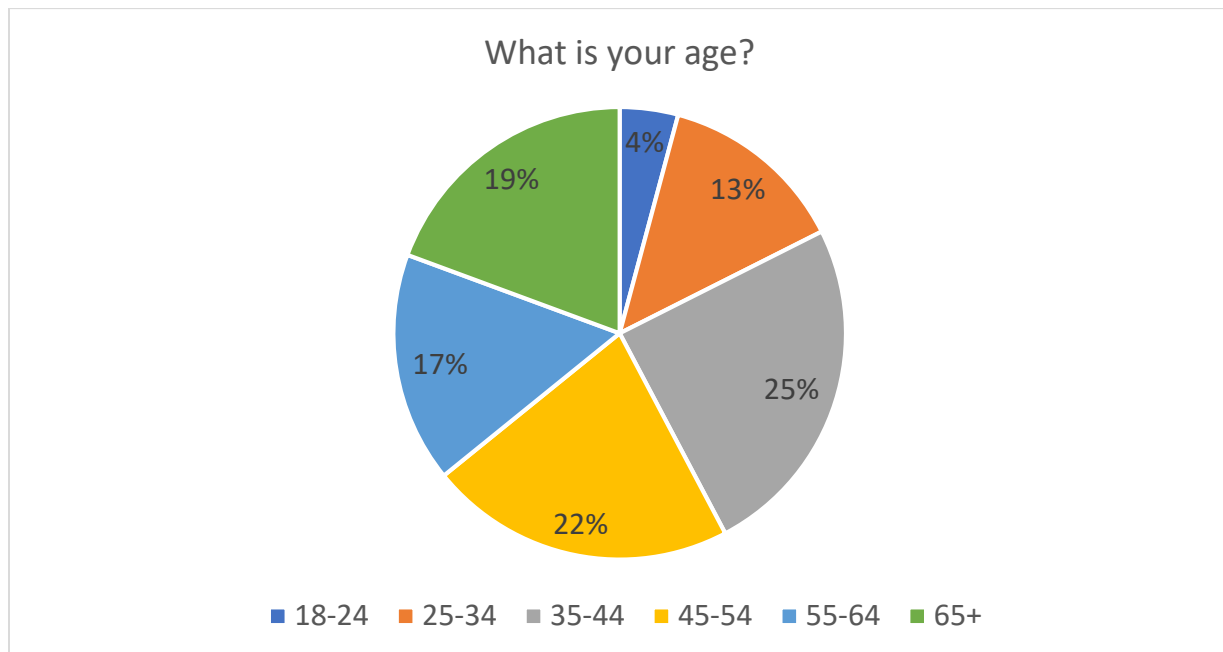
#### QUESTION 44

##### AGE

Respondents were asked to report what age they were. Out of 2,711 respondents, only 1,895 answered this question.

The following answers were given:

- 4% (n=79) reported age 18-24
- 13% (n=254) reported age 25-34
- 25% (n=468) reported age 35-44
- 22% (n=415) reported age 45-54
- 17% (n=312) reported age 55-64
- 19% (n=367) reported age 65+



#### QUESTION 45

##### GENDER

Respondents were asked to report what gender they were. Out of 2,711 respondents, only 1,895 answered this question.

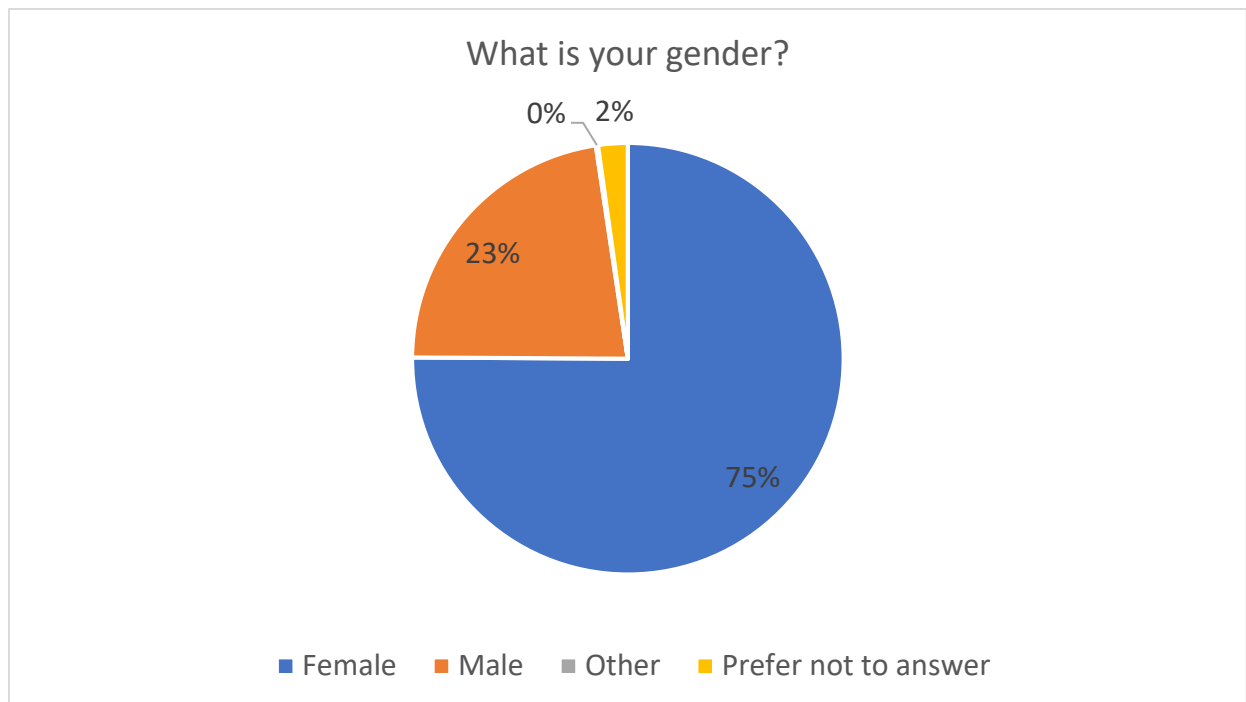
The following answers were given:

75% (n=1,423) reported Female

23% (n=427) reported Male

0.2% (n=3) reported Other

2% (n=42) reported Prefer not to answer

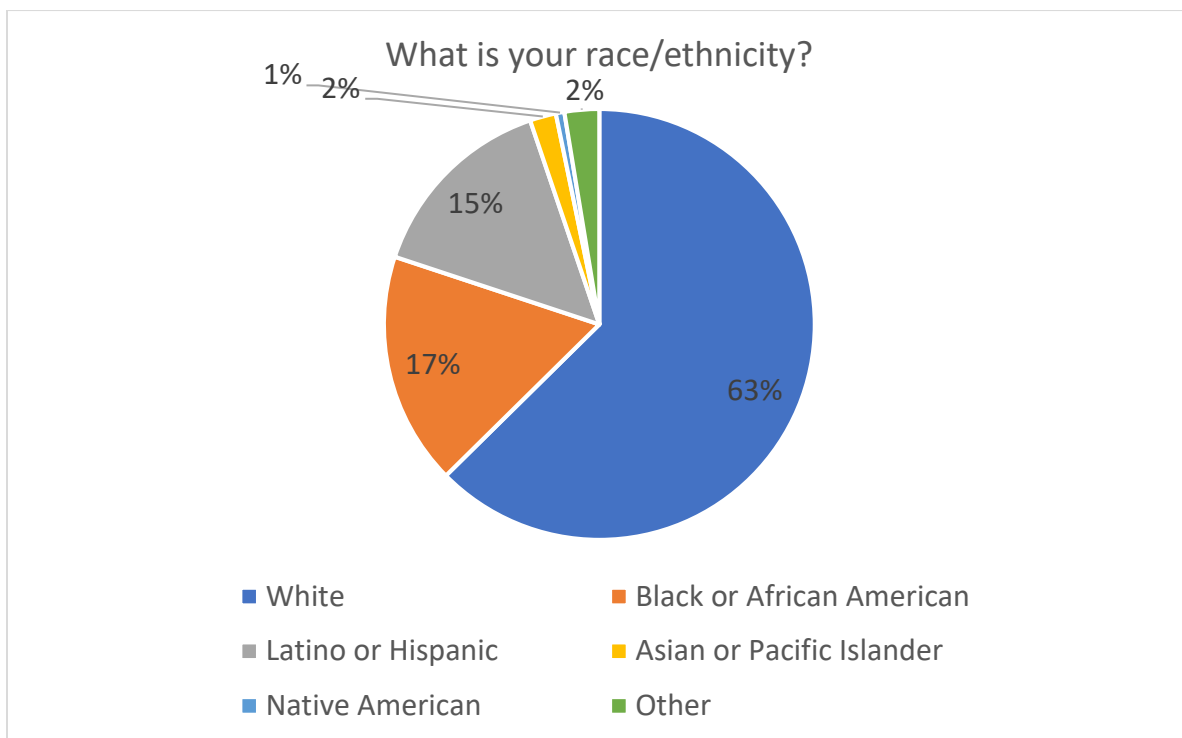


**QUESTION 46**  
**RACE/ETHNICITY**

Respondents were asked to report what their race/ethnicity was. Out of 2,711 respondents, only 1,883 answered this question.

The following answers were given:

- 63% (n=1179) reported White
- 17% (n=329) reported Black or African American
- 15% (n=277) reported Latino or Hispanic
- 1% (n=12) reported Native American
- 1% (n=37) reported Asian or Pacific Islander
- 2% (n=49) reported Other

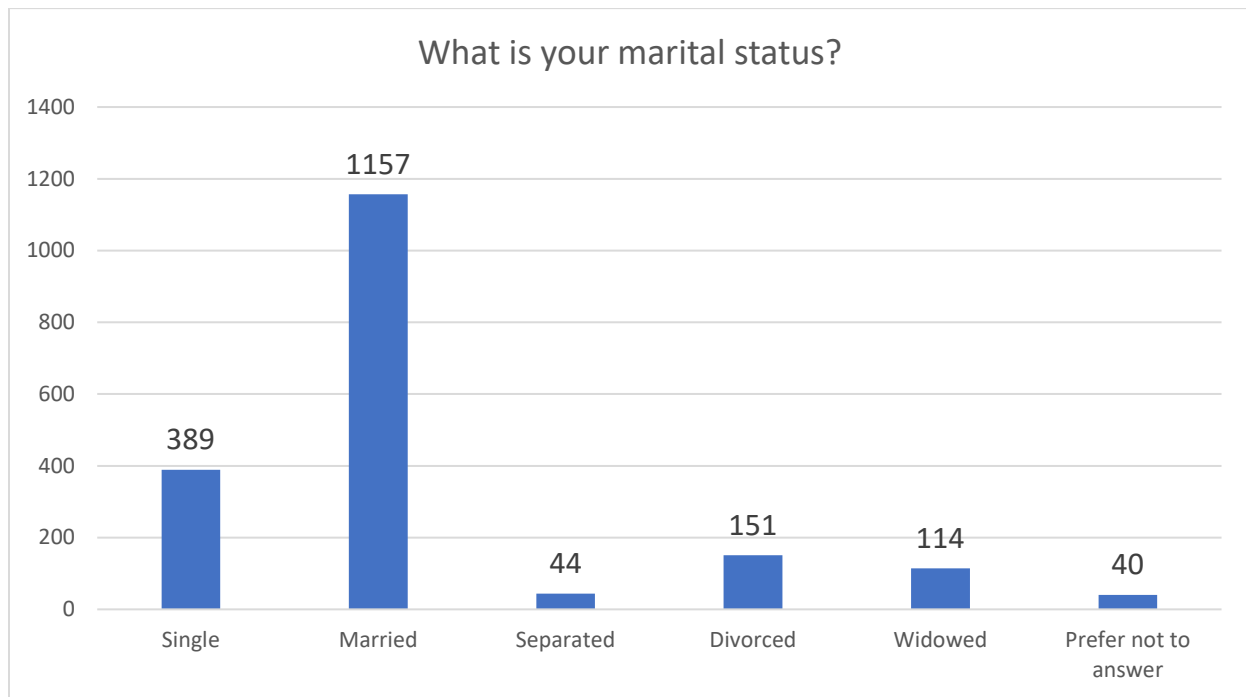


**QUESTION 47**  
**MARITAL STATUS**

Respondents were asked to report what their marital status is. Out of 2,711 respondents, only 1,895 respondents answered this question.

The following answers were given:

- 20.6% (n=389) reported they were single
- 61.1% (n=1157) reported they were married
- 2.3% (n=44) reported they were separated
- 8.0% (n=151) reported they were divorced
- 6.0% (n=114) reported they were widowed
- 2.1% (n=40) reported they would prefer not to answer



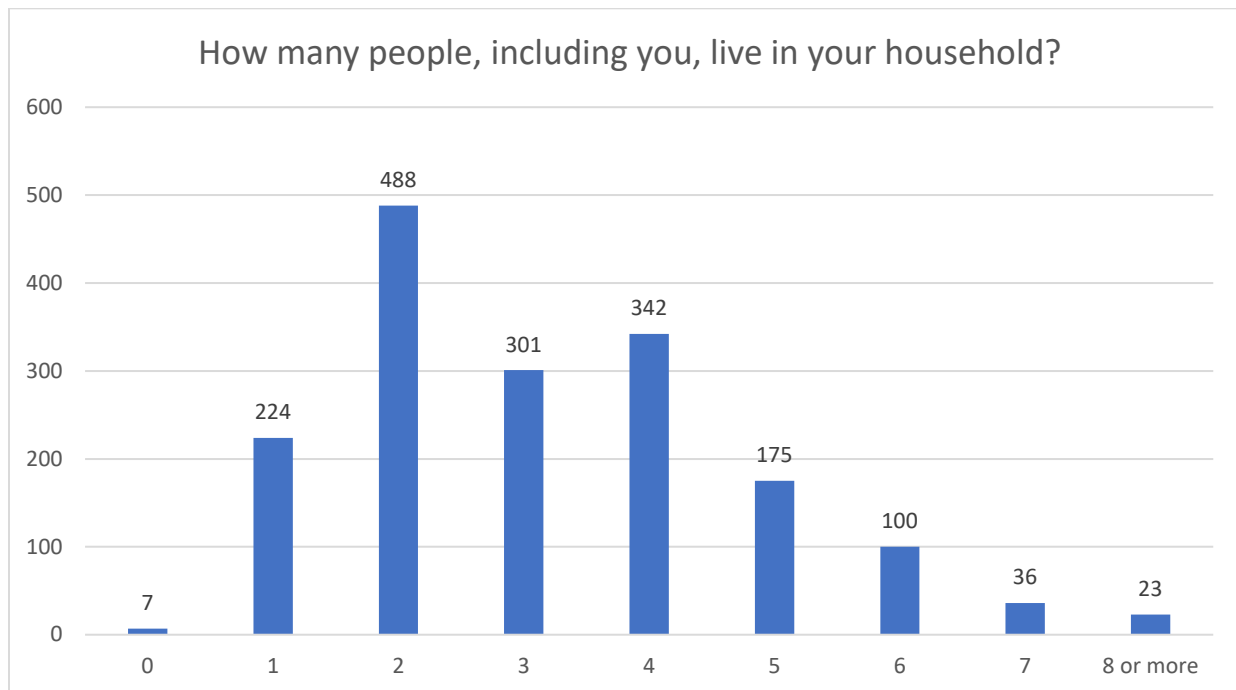
#### QUESTION 48

##### NUMBER OF PEOPLE IN HOUSEHOLD

Respondents were asked to report how many people lived in their household. Out of 2,711 respondents, only 1,696 answered this question.

The following answers were given:

- 0.4% (n=7) reported 0
- 13.2% (n=224) reported 1
- 28.8% (n=488) reported 2
- 17.7% (n=301) reported 3
- 20.2% (n=342) reported 4
- 10.3% (n=175) reported 5
- 5.9% (n=100) reported 6
- 2.1% (n=36) reported 7
- 1.4% (n=23) reported 8 or more

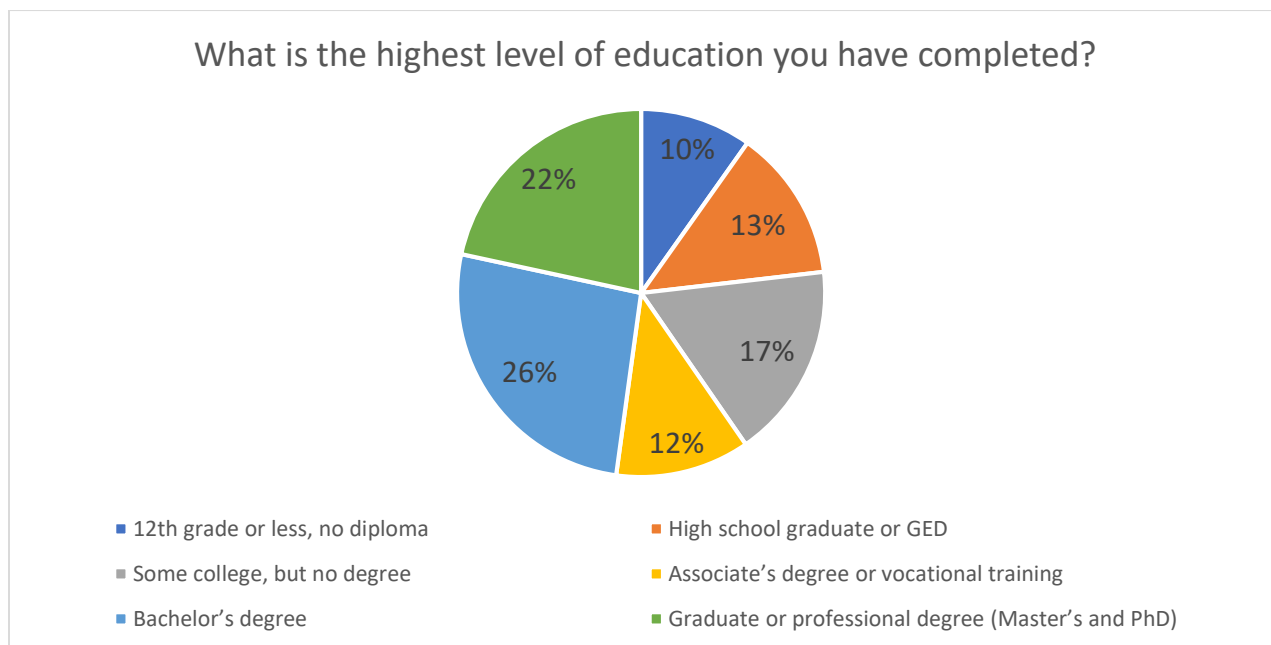


**QUESTION 49**  
**EDUCATION**

Respondents were asked to report the highest level of education that they had completed. Out of 2,711 respondents, only 1,865 answered this question.

The following answers were given:

- 9.8% (n=183) reported 12<sup>th</sup> grade or less, no diploma
- 13.4% (n=249) reported high school graduate or GED
- 17.2% (n=321) reported some college, but no degree
- 11.8% (n=220) reported associate degree or vocational training
- 26.2% (n=489) reported bachelor's degree
- 21.6% (n=403) reported Graduate or professional degree (Master's and PhD)



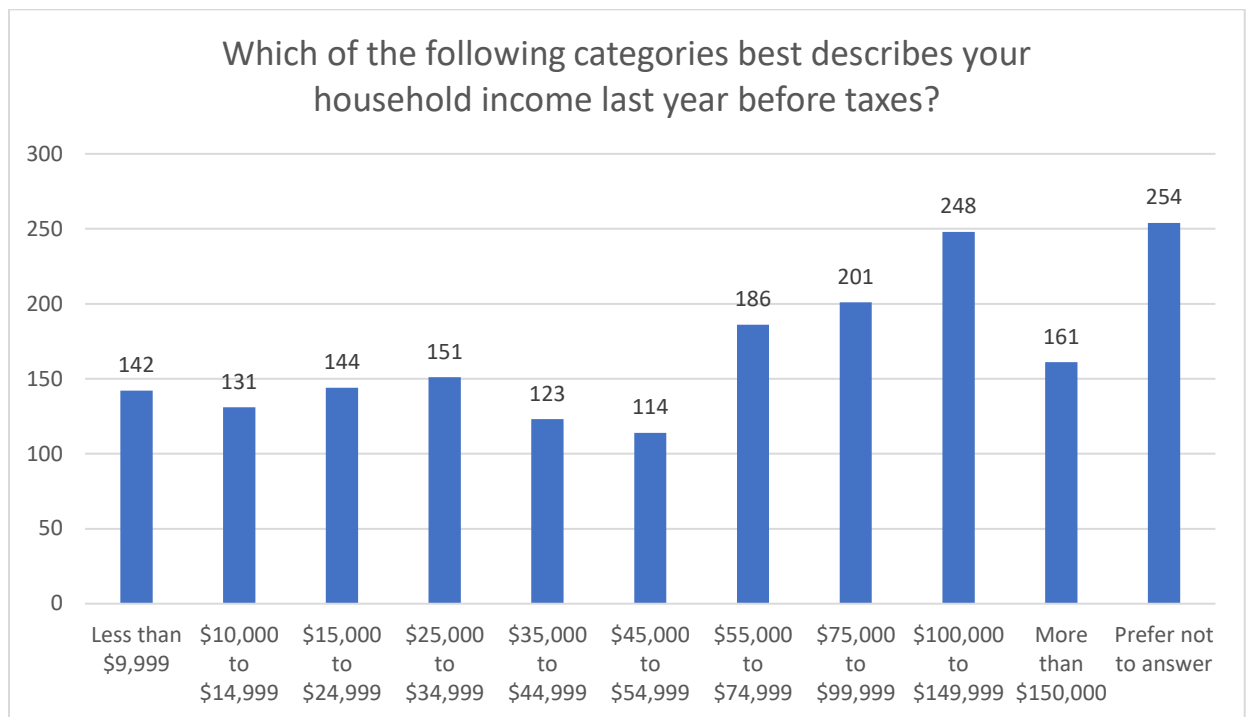
## QUESTION 50

### HOUSEHOLD INCOME

Respondents were asked to report their household income last year before taxes. Out of 2,711 respondents, only 1,855 responded.

The following answers were given:

- 7.7% (n=142) reported less than \$9,999
- 7.1% (n=131) reported \$10,000-14,999
- 7.8% (n=144) reported \$15,000-24,999
- 8.1% (n=151) reported \$25,000-34,999
- 6.6% (n=123) reported \$35,000-44,999
- 6.1% (n=114) reported \$45,000-54,999
- 10.0% (n=186) reported \$55,000-74,999
- 10.8% (n=201) reported \$75,000-99,000
- 13.4% (n=248) reported \$100,000-\$149,999
- 8.7% (n=161) reported more than \$150,000
- 13.7% (n=254) reported Prefer not to answer



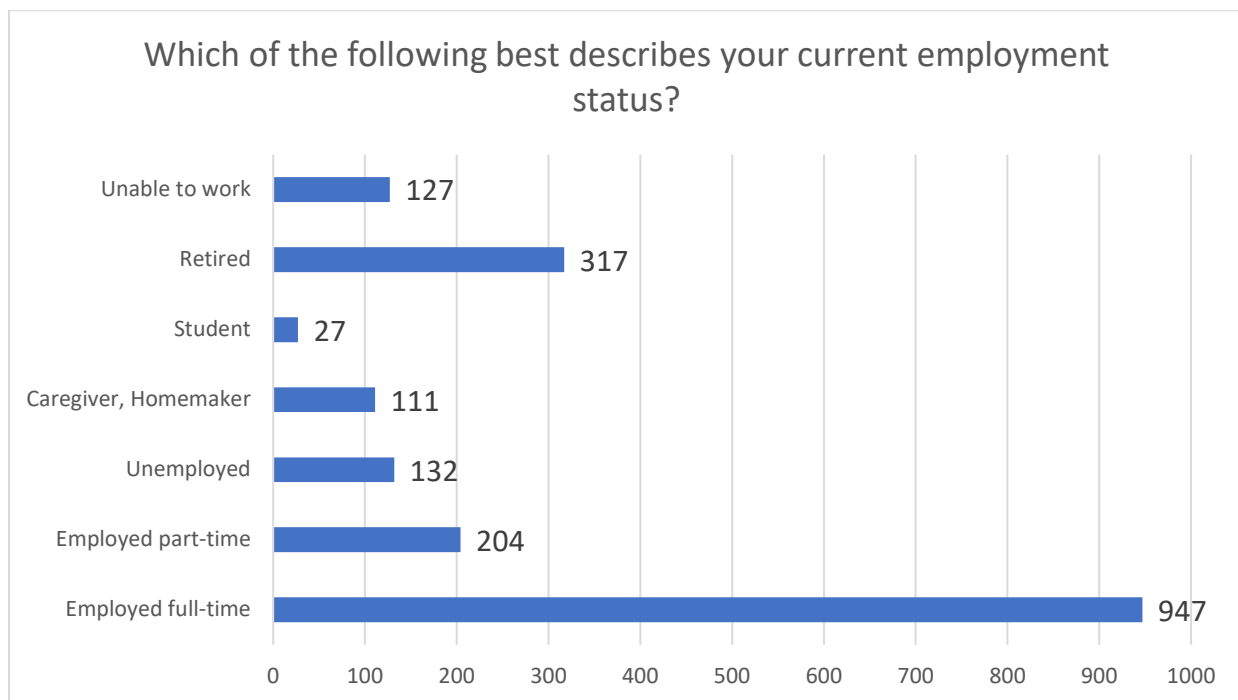
## QUESTION 51

### EMPLOYMENT

Respondents were asked to report what their current employment status was. Out of 2,711 respondents, only 1,865 answered this question.

The following answers were given:

- 6.8% (n=127) reported being unable to work
- 17.0% (n=317) reported being retired
- 1.4% (n=27) reported being a student
- 6.0% (n=111) reported being a caregiver, homemaker
- 7.1% (n=132) reported being unemployed
- 10.9% (n=204) reported being employed part-time
- 50.8% (n=947) reported being employed full-time





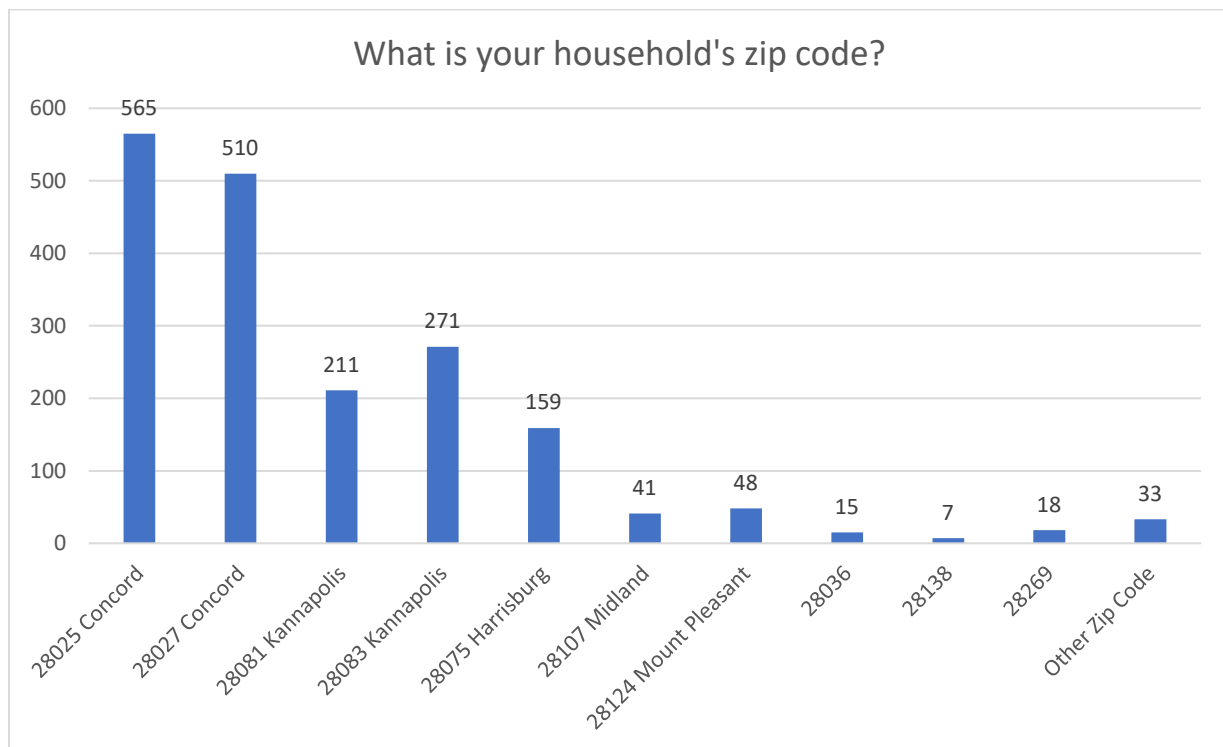
#### QUESTION 44

##### ZIPCODE

Respondents were asked to report their household zip code. Out of 2,711 respondents, only 1,878 answered this question.

The following answers were given:

- 30.1% (n=565) reported 28025 Concord
- 27.2% (n=510) reported 28027 Concord
- 11.2% (n=211) reported 28081 Kannapolis
- 14.4% (n=271) reported 28083 Kannapolis
- 8.5% (n=159) reported 28075 Harrisburg
- 2.2% (n=41) reported 28107 Midland
- 2.6% (n=48) reported 28124 Mount Pleasant
- 0.8% (n=15) reported 28036
- 0.4% (n=7) reported 28138
- 1.0% (n=18) reported 28269
- 1.8% (n=33) reported Other Zip Code



## CABARRUS COUNTY- KEY INFORMANT SURVEY ANALYSIS REPORT

111 Total Respondents

### Quality of Life Issues

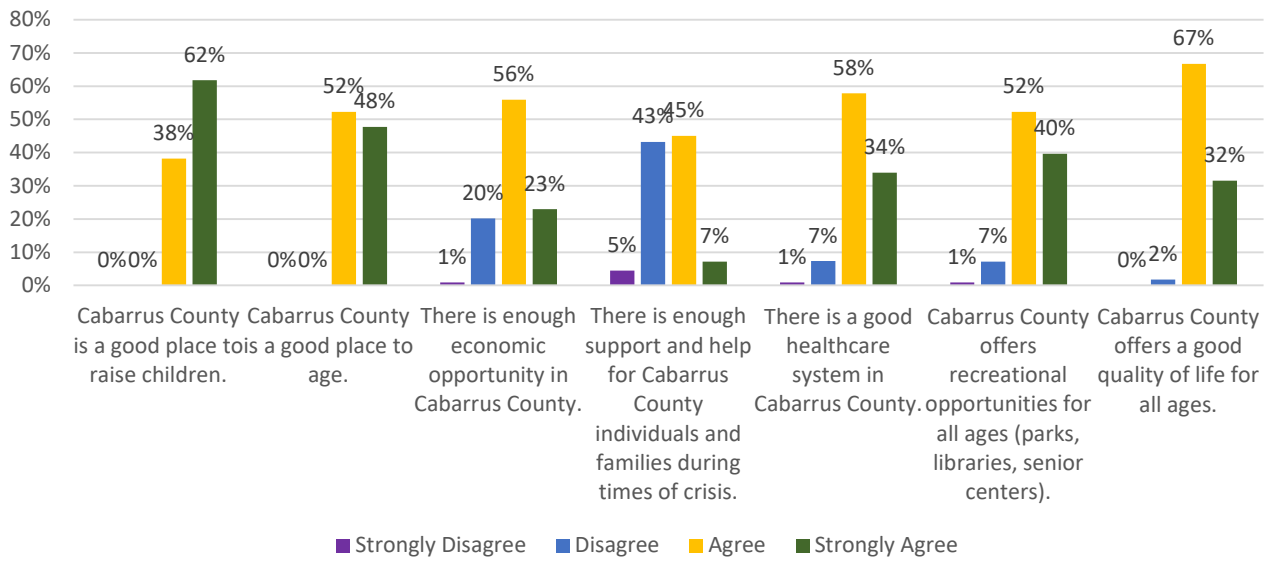
Of the 111 respondents, 0 respondents skipped this question.

- All of the respondents felt that Cabarrus County was a good place to raise children and that it was a good place to age.
  - 100% felt it was a good place to raise children.  
(38% agree + 62% strongly agree = 100%)
  - 100% felt it was a good place to age.  
(52% agree + 48% strongly agree = 100%)
- Most respondents felt that there is a good healthcare system in Cabarrus County, and that Cabarrus County offers recreational opportunities for all ages and offers a good quality of life for all ages.
  - 91.74% felt that there is a good healthcare system in Cabarrus County  
(57.80% agree + 33.94% strongly agree = 91.74%)
  - 91.89% felt that Cabarrus County offered recreational opportunities for all ages  
(parks, libraries, senior centers).  
(52.25% agree + 39.64% strongly agree = 91.89%)
  - 98.2% felt that Cabarrus County offers a good quality of life for all ages.  
(66.67% agree + 31.53% strongly agree = 98.2%)
- However, there were areas where Key Informants felt that Cabarrus County did not meet their expectations:
  - 47.74% felt that there is not enough support and help for Cabarrus County individuals and families during times of crisis.  
(43.24% disagree + 4.50% strongly disagree = 47.74%)
  - 21.1% felt that there is not enough economic opportunity in Cabarrus County.  
(20.18% disagree + 0.92% strongly disagree = 21.1%)

**SEE CHART NEXT PAGE**

## Quality of Life

Answered: 111 Skipped: 0



## Social and Economic Factors

Please rate how significant each of the following social economic issues is as a current community problem in Cabarrus County.

The top 5 social and economic issues that were reported as **very significant** were:

1. Financial services (aging services) was rated as a very significant issue by 66% of respondents.
2. Affordability of child care services was rated as a very significant issue by 61% of respondents.
3. Quality of child care services was rated as a very significant issue by 54% of respondents.
4. Health was rated as a very significant issue by 53% of respondents.
5. Employment was rated as a very significant issue by 50% of respondents.

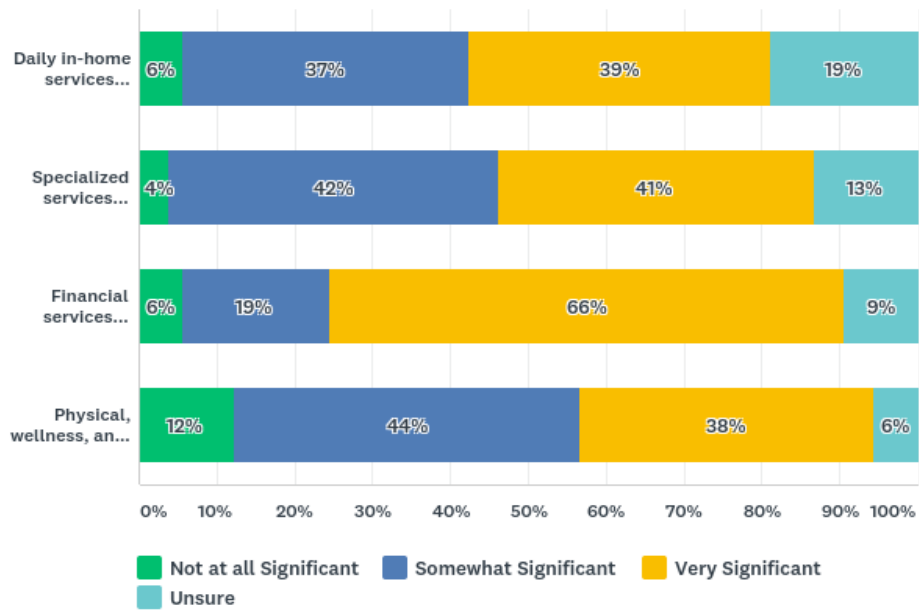
### Aging Services

Of the 111 respondents, 5 skipped this question.

- There were social and economic issues that respondents did not feel that they had enough knowledge to adequately respond. Among the four issues listed, there was a range of 6-19% of respondents who were **unsure** of the issue's significance in Cabarrus County.
  - Physical, wellness, and social activities was the issue that the least number of respondents (6%) were unsure how to respond.
  - Daily in-home services (personal care, housekeeping errands) was the issue that the largest number of respondents (19%) were unsure how to respond.
- Most respondents felt that financial services and daily in-home services were a **very significant** social and economic issue in Cabarrus County.
  - Daily in-home services (personal care, housekeeping errands) was rated a very significant issue by 39% of respondents.
  - Financial services was rated a very significant issue by 66% of respondents.
- The issues that were reported as **somewhat significant** were specialized services and physical, wellness and social activities.
  - Specialized services (hearing aids, adult day care, assisted living) were rated a somewhat significant issue by 42% of respondents.
  - Physical, wellness, and social activities were rated a somewhat significant issue by 44% of respondents.

**SEE CHART ON NEXT PAGE**

## Q2 Aging Services

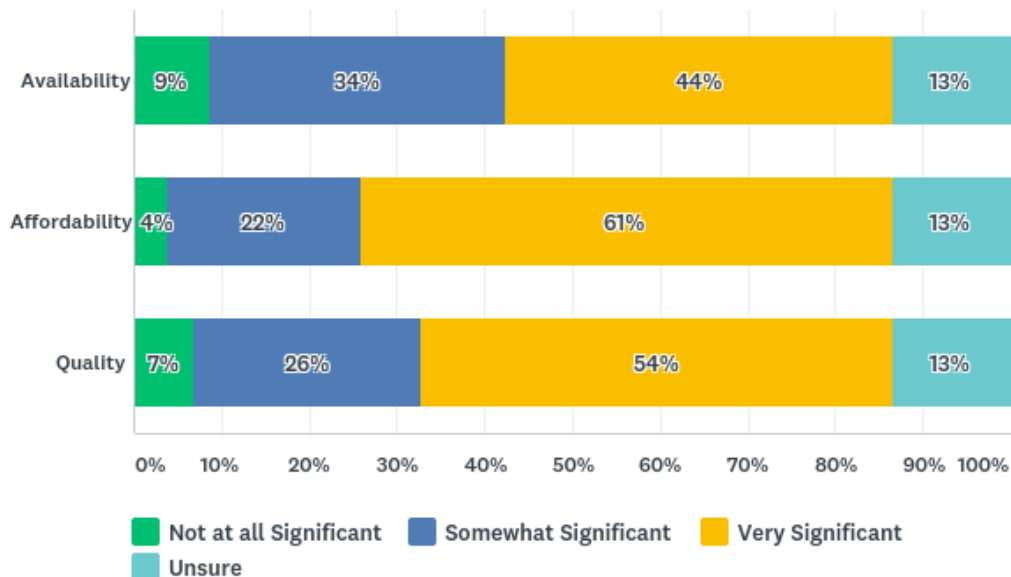


## Child Care Services

Of the 111 respondents, 7 skipped this question.

- There were social and economic issues that respondents did not feel that they had enough knowledge to adequately respond. For child care services, 13% of respondents were **unsure** of all three issues' (availability, affordability, quality) significance in Cabarrus County.
- Most respondents felt that availability, affordability, and quality of child care services were **very significant** issues in Cabarrus County.
  - Availability was rated a very significant issue by 44% of respondents.
  - Affordability was rated a very significant issue by 61% of respondents.
  - Quality was rated a very significant issue by 54% of respondents.

### Q3 Child Care Services

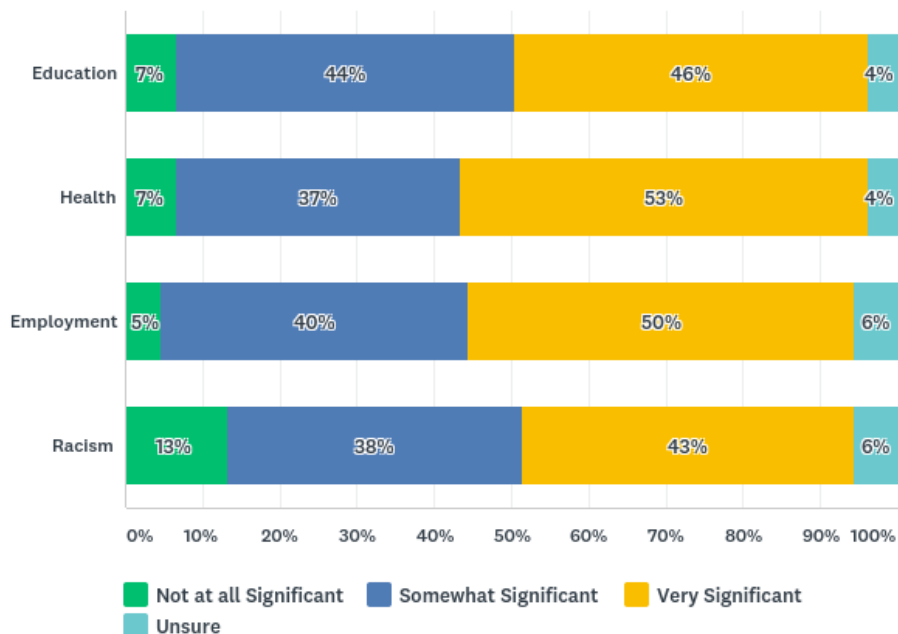


## Social Disparities

Of the 111 respondents, 5 skipped this question.

- There were social and economic issues that respondents did not feel that they had enough knowledge to adequately respond. Among the four issues listed, there was a range of 4-6% of respondents who were **unsure** of the issue's significance in Cabarrus County.
  - Education and Health were issues that the least number of respondents (6%) were unsure how to respond.
  - Employment and Racism were issues that the largest number of respondents (19%) were unsure how to respond.
- Most respondents felt that all issues were **very significant** social and economic issues in Cabarrus County.
  - Education was rated a very significant issue by 46% of respondents.
  - Health was rated a very significant issue by 53% of respondents.
  - Employment was rated a very significant issue by 50% of respondents.
  - Racism was rated a very significant issue by 43% of respondents.

### Q4 Social Disparities

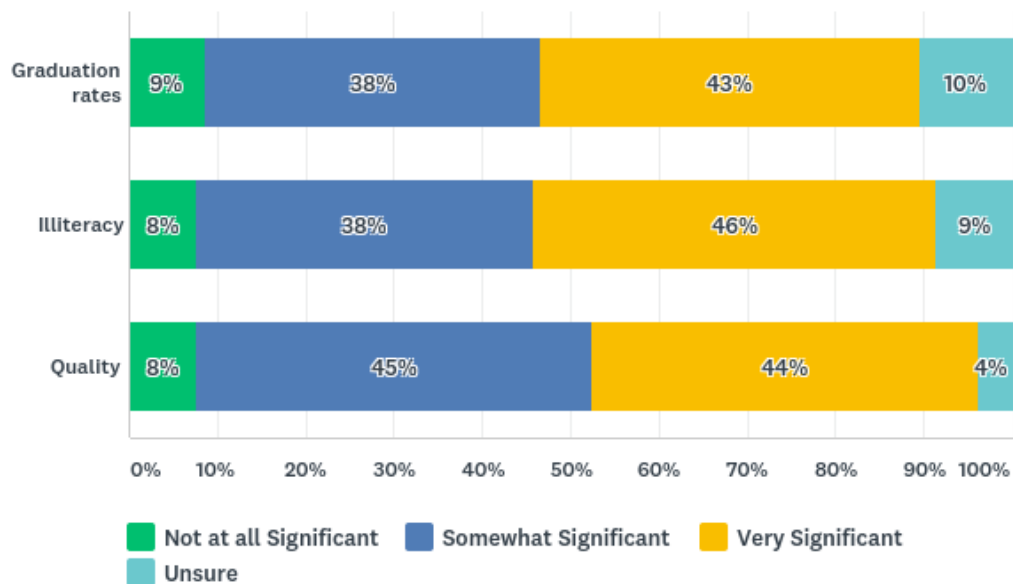


## Education (K-12)

Of the 111 respondents, 6 skipped this question.

- There were social and economic issues that respondents did not feel that they had enough knowledge to adequately respond. Among the three issues listed, there was a range of 4-10% of respondents who were **unsure** of the issue's significance in Cabarrus County.
  - Quality was the issue that the least number of respondents (4%) were unsure how to respond.
  - Graduation rates was the issue that the largest number of respondents (10%) were unsure how to respond.
- Most respondents felt that graduation rates and illiteracy were **very significant** social and economic issues in Cabarrus County.
  - Graduation rates was rated a very significant issue by 43% of respondents.
  - Illiteracy was rated a very significant issue by 46% of respondents.
- Most respondents felt that quality was a **somewhat significant** issue.
  - Quality was rated a somewhat significant issue by 45% of respondents.

### Q5 Education (K-12)



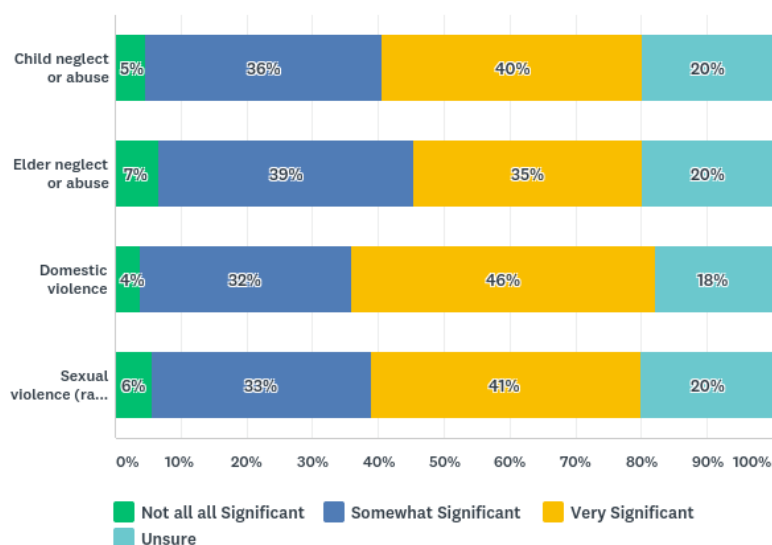


## Neglect or Abuse

Of the 111 respondents, 5 skipped this question.

- There were social and economic issues that respondents did not feel that they had enough knowledge to adequately respond. Among the four issues listed, there was a range of 18-20% of respondents who were **unsure** of the issue's significance in Cabarrus County.
  - Sexual violence (rape, sexual abuse) was the issue that the least number of respondents (18%) were unsure how to respond.
  - Child neglect or abuse, domestic violence and elder neglect or abuse were the issues that the largest number of respondents (20%) were unsure how to respond.
- Most respondents felt that sexual violence (rape, sexual abuse), child neglect or abuse, and domestic violence were **very significant** social and economic issues in Cabarrus County.
  - Sexual violence (rape, sexual abuse) was rated a very significant issue by 41% of respondents.
  - Child neglect or abuse was rated a very significant issue by 40% of respondents.
  - Domestic violence was rated a very significant issue by 46% of respondents.
- The issue that was reported by most respondents as **somewhat significant** was elder neglect or abuse.
  - Elder neglect or abuse was rated a somewhat significant issue by 35% of respondents.

Q6 Neglect or Abuse



### Other Current Issues in Cabarrus County

Of the 111 respondents, only 6 provided other current issues they felt were significant in Cabarrus County:

- Discrimination and segregation skills training
- Housing disparities, availability and affordability
- Illiteracy in elementary schools
- Systematic discrimination
- Employment of citizens
- Lack of services for non-citizens

### **Health**

Please rate how significant each of the following health related issues is as a current community problem in Cabarrus County.

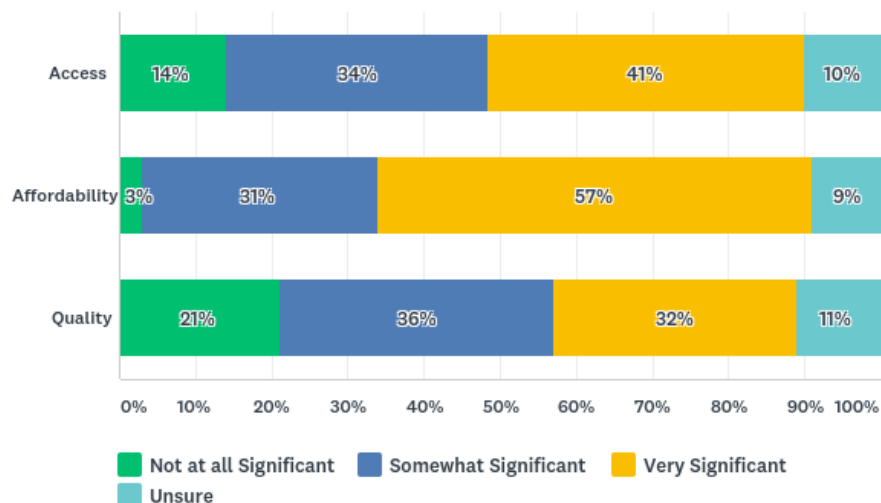
- There were some health-related issues that respondents did not feel that had enough knowledge to adequately respond. Among the 19 health-related issues listed, there was a range of 6-38% of respondents who were unsure of the issue's significance in Cabarrus County.

## Dental Services

Of the 111 respondents, 11 skipped this question.

- There were some health-related issues that respondents did not feel that had enough knowledge to adequately respond. Among the issues listed, there was a range of 9-11% of respondents who were **unsure** of the issue's significance in Cabarrus County.
  - Affordability was the issue that the least number of respondents (9%) were unsure how to respond.
  - Quality was the issue that the largest number of respondents (11%) were unsure how to respond.
- Most respondents felt that access and affordability were **very significant** health-related issues in Cabarrus County.
  - Access was rated a very significant issue by 41% of respondents.
  - Affordability was rated a very significant issue by 57% of respondents.
- Most respondents felt that quality was a **somewhat significant** issue.
  - Quality was rated a somewhat significant issue by 36% of respondents.

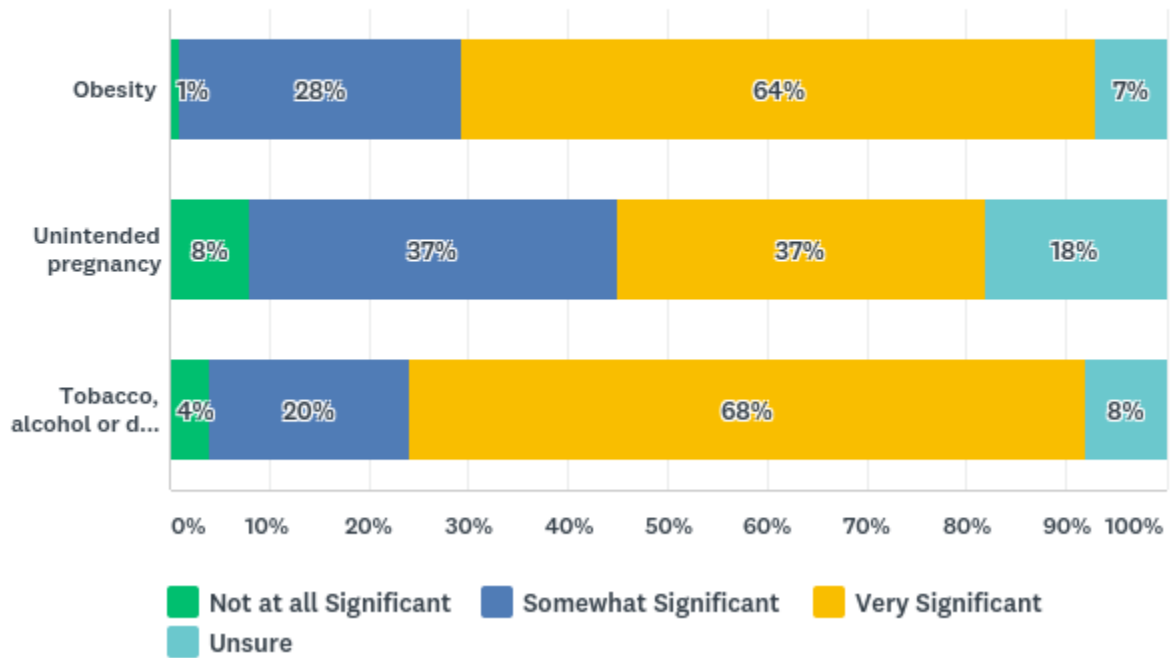
### Q8 Dental Services



## Health Behaviors

Of the 111 respondents, 11 skipped this question.

### Q9 Health Behaviors



Obesity

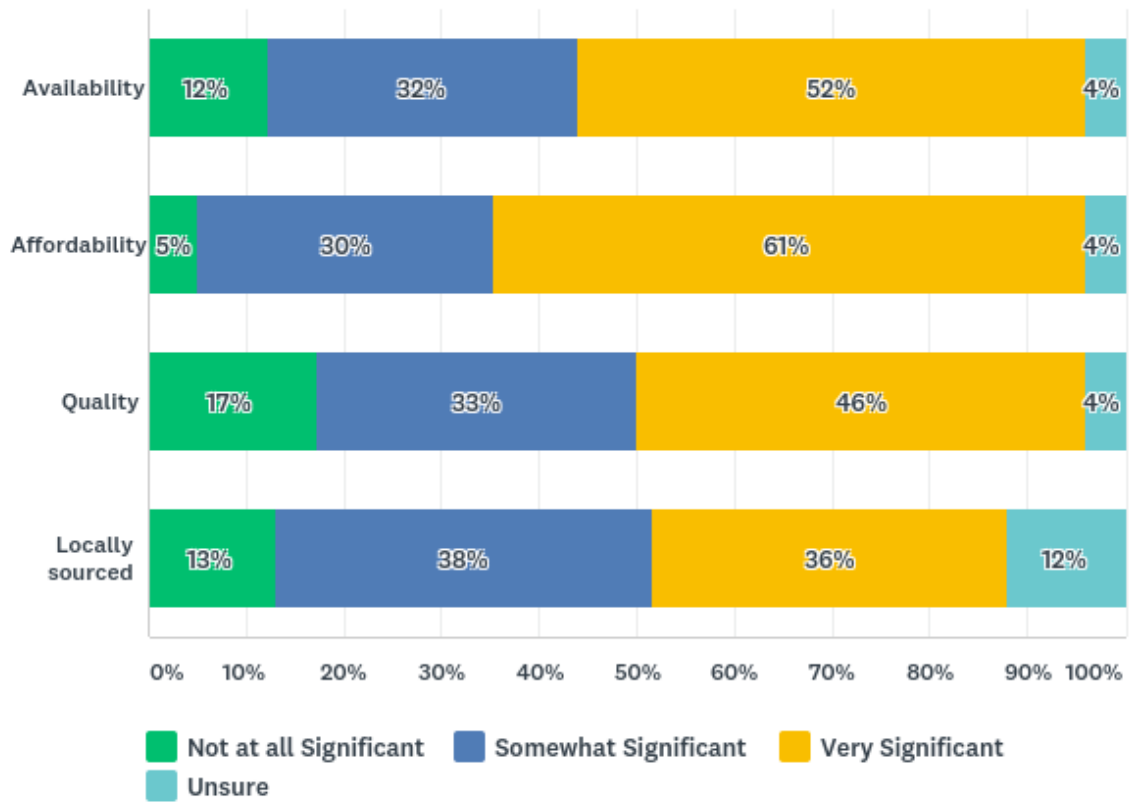
Unintended pregnancy

Tobacco, alcohol, or drug use

## Healthy Food Availability

Of the 111 respondents, 12 skipped this question.

## Q10 Healthy Food Availability



Availability

Affordability

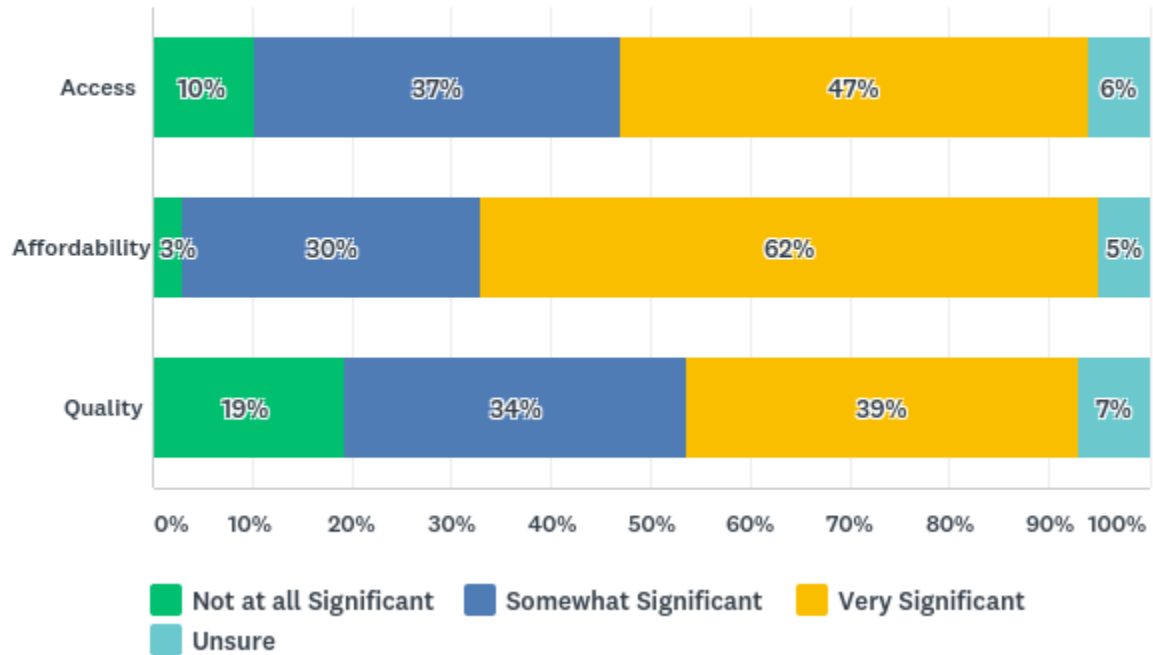
Quality

Locally sourced

### Clinical Health Services

Of the 111 respondents, 11 skipped this question.

## Q11 Clinical Health Services



Access

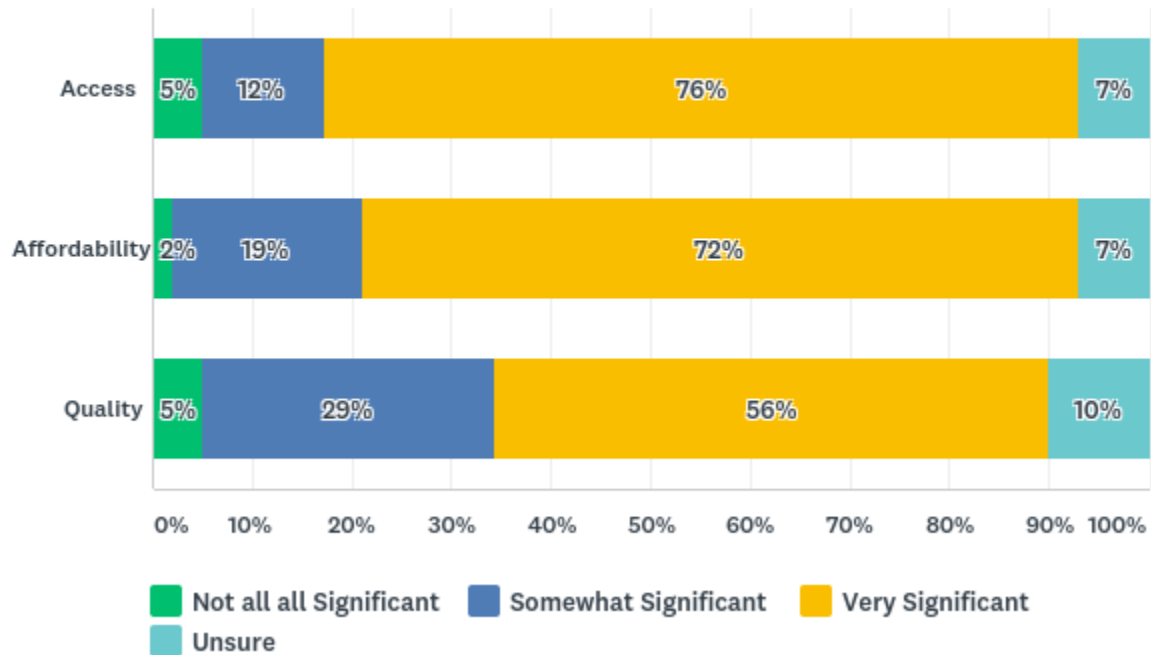
Affordability

Quality

### Mental Health Services

Of the 111 respondents, 11 skipped this question.

## Q12 Mental Health Services



Access

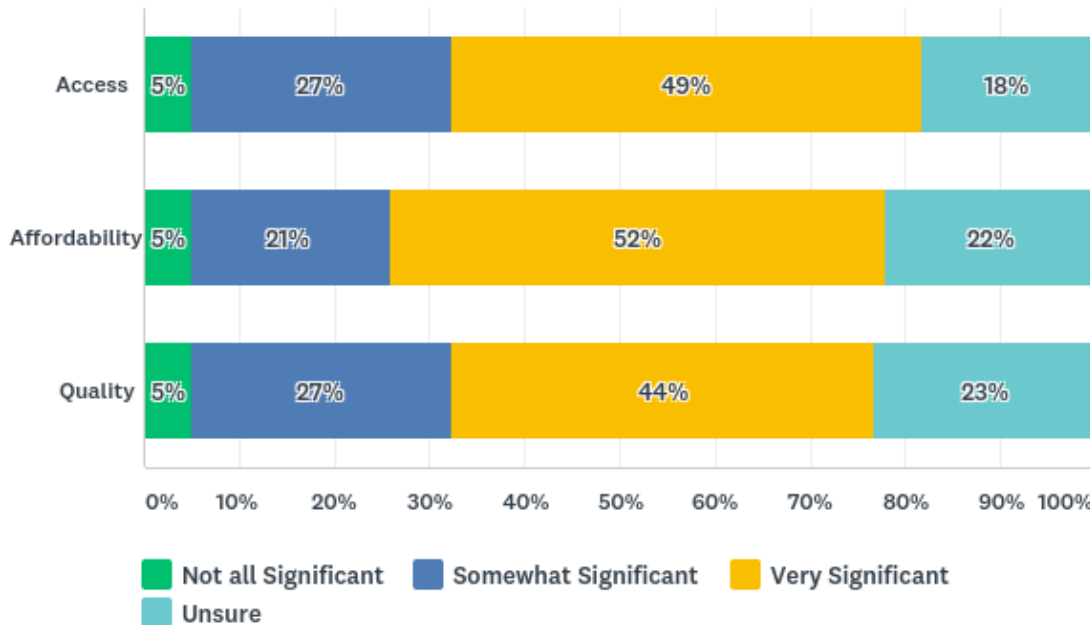
Affordability

Quality

### Special Needs or Developmental Disability Services

Of the 111 respondents, 11 skipped this question.

## Q13 Special Needs or Developmental Disability Services



Access

Affordability

Quality

### Other Current Health-related Issues in Cabarrus County

Of the 111 respondents, only 2 provided other current issues they felt were significant in Cabarrus County:

- Language access for all health care services
- Cost of Medications

### **Physical Environment**

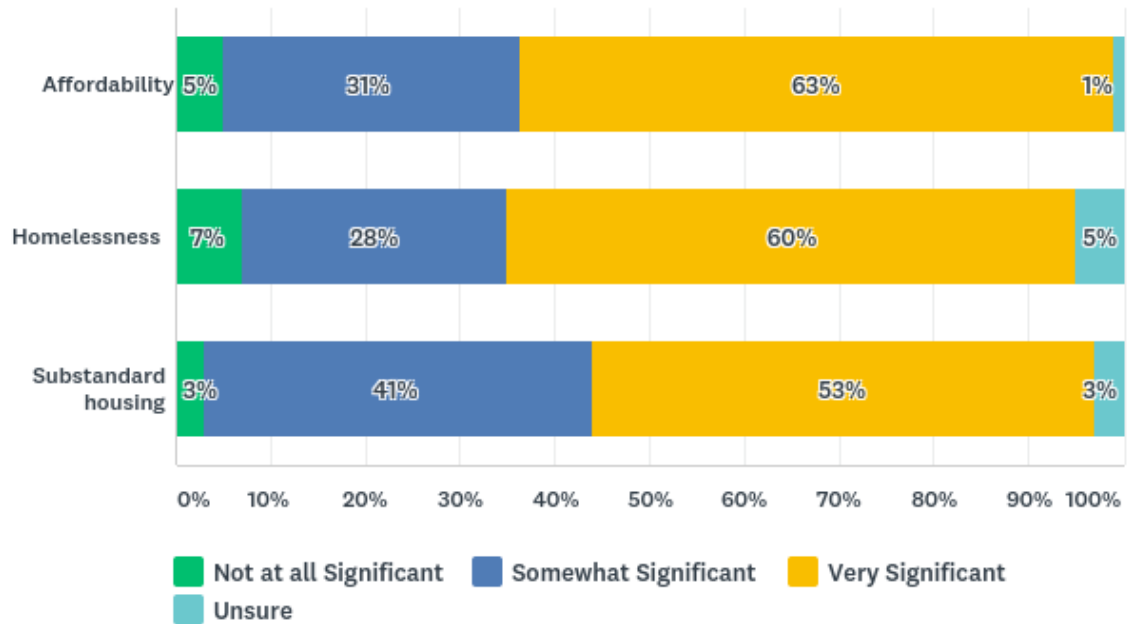
Please rate how significant each of the following physical environment issues is as a current community problem in Cabarrus County.



## Housing

Of the 111 respondents, 11 skipped this question.

### Q15 Housing



Affordability

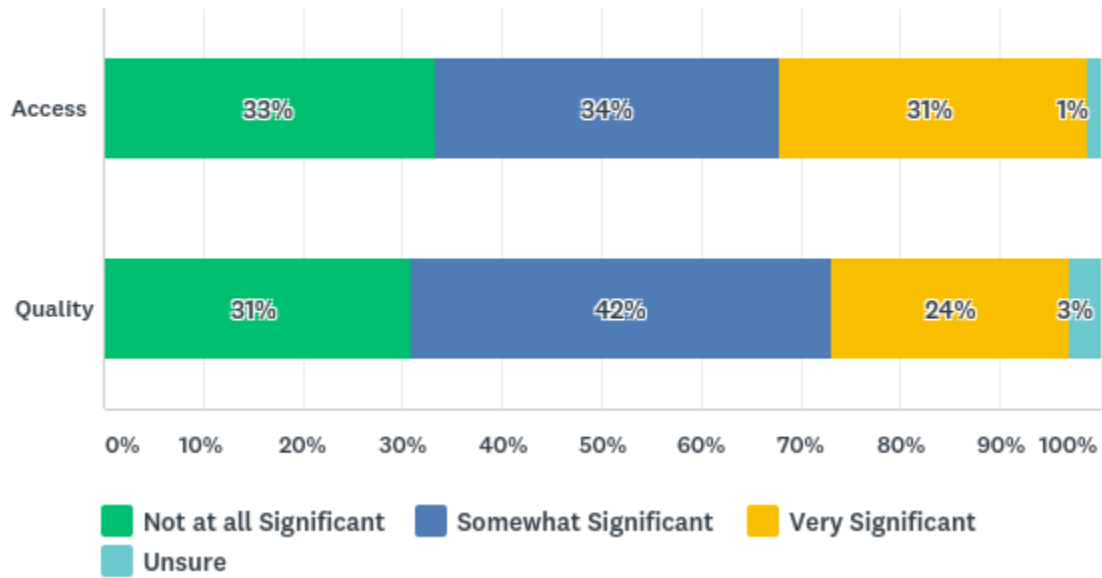
Homelessness

Substandard housing

## Recreational opportunities

Of the 111 respondents, 11 skipped this question.

## Q16 Recreational Opportunities



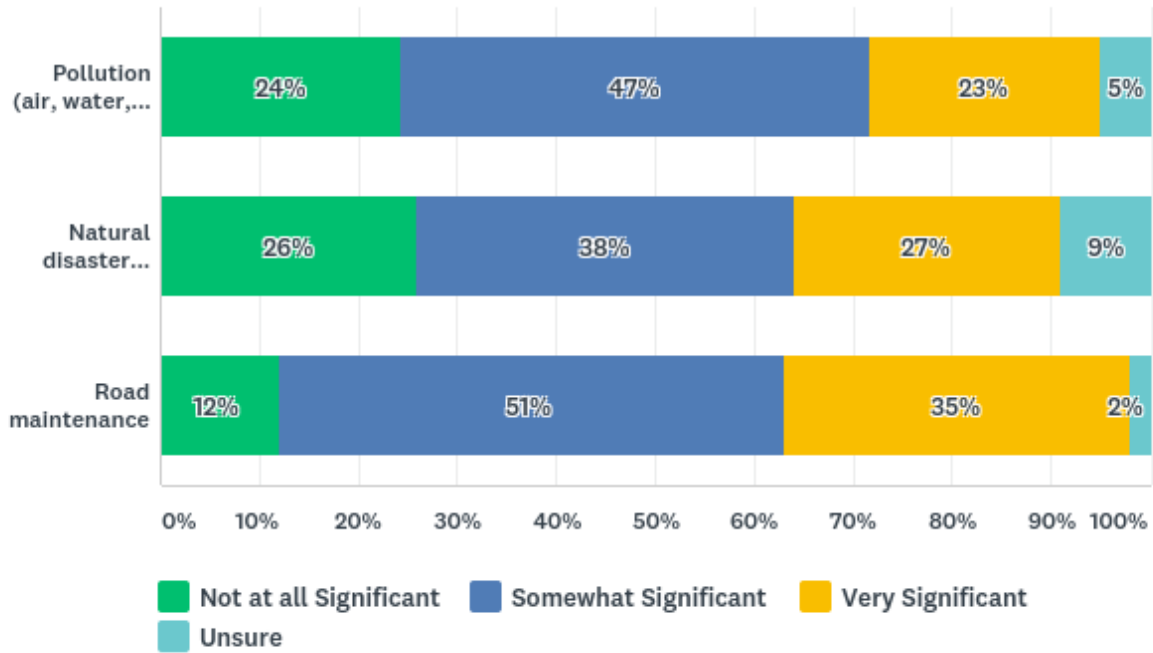
Access

Quality

### Environment

Of the 111 respondents, 11 skipped this question.

## Q17 Environment



Pollution (air, water, land)

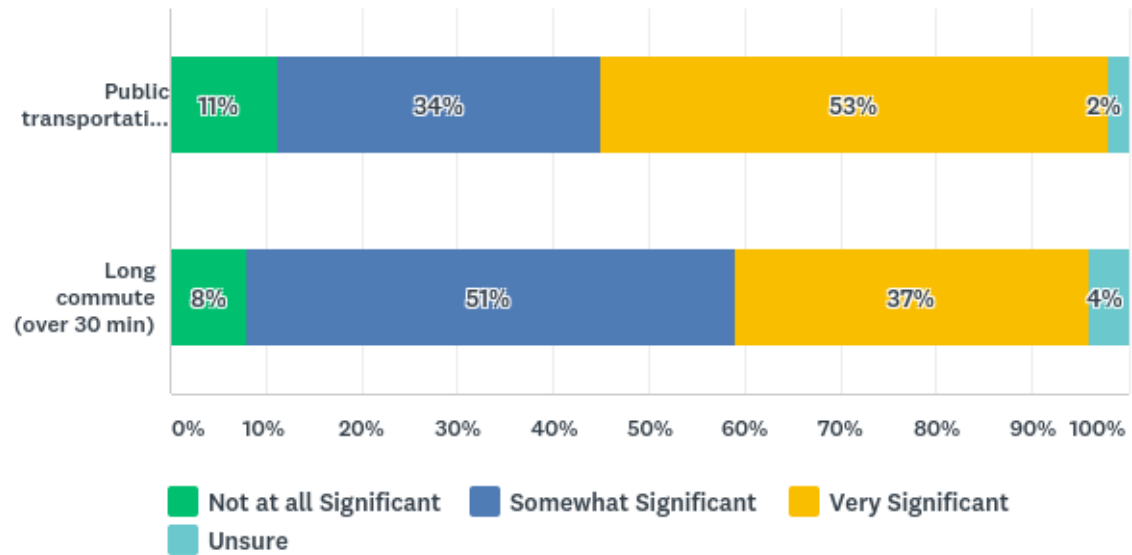
Natural disaster preparedness

Road maintenance

### Transportation

Of the 111 respondents, 11 skipped this question.

## Q18 Transportation



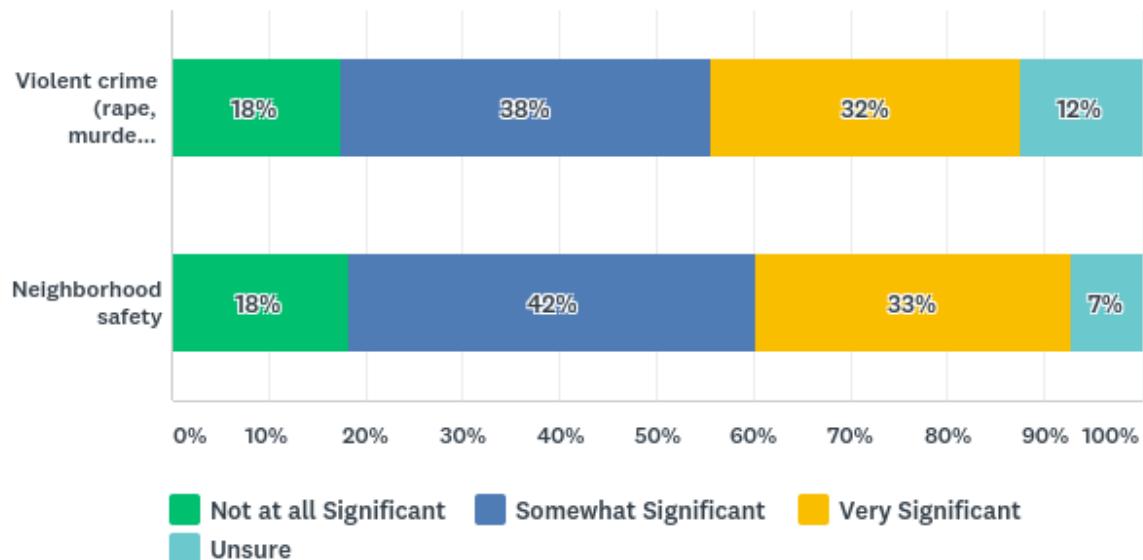
Public transportation options

Long commute (over 30 min)

### Community Safety

Of the 111 respondents, 11 skipped this question.

## Q19 Community Safety



Violent crime (rape, murder, assault)

Neighborhood safety

### Other Current Physical Environment Issues in Cabarrus County

Of the 111 respondents, only 2 provided other current issues they felt were significant in Cabarrus County:

- Lack of bilingual providers and counselors
- Support for the homeless community in Cabarrus County

## Priority Issues

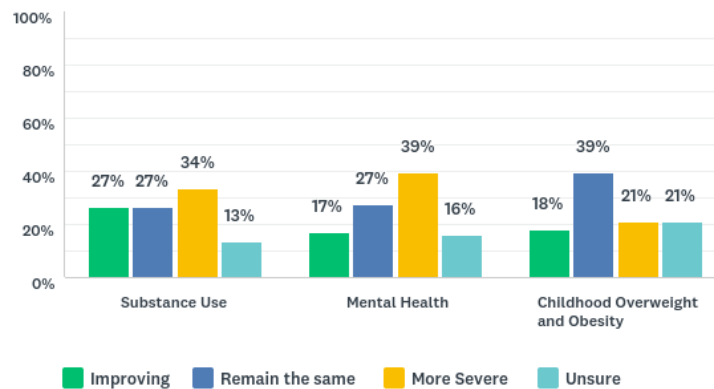
What additional issues do you see emerging in Cabarrus County?

40 responses, 71 skipped this question.

Do you think that progress from the following 2016 priority issues are improving, remained the same, OR have grown more severe?

Of the 111 respondents, 12 skipped this question.

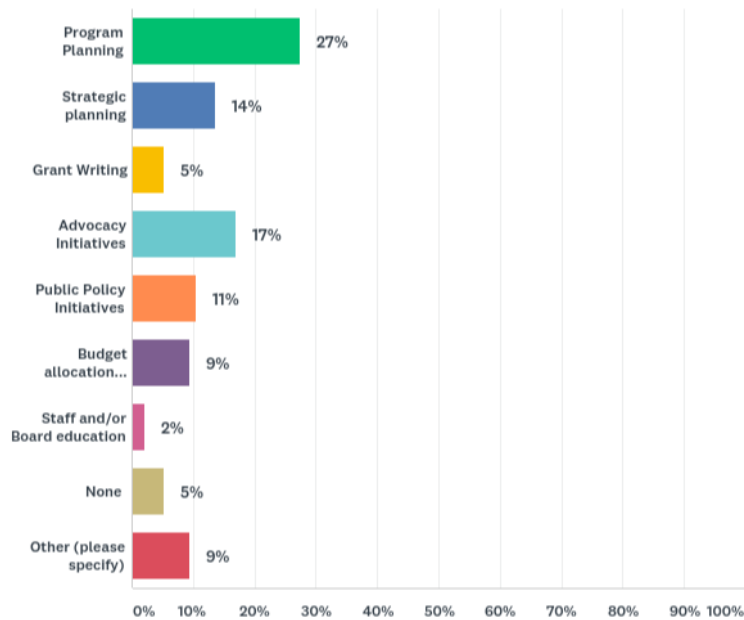
Q22 Do you think that progress from the following 2016 priority issues are improving, remained the same, OR have grown more severe?



What is the most common way you have seen the results from the 2016 Community Needs Assessment being utilized?

Of the 111 respondents, 16 skipped this question.

Q23 What is the most common way you have seen the results from the 2016 Community Needs Assessment being utilized?

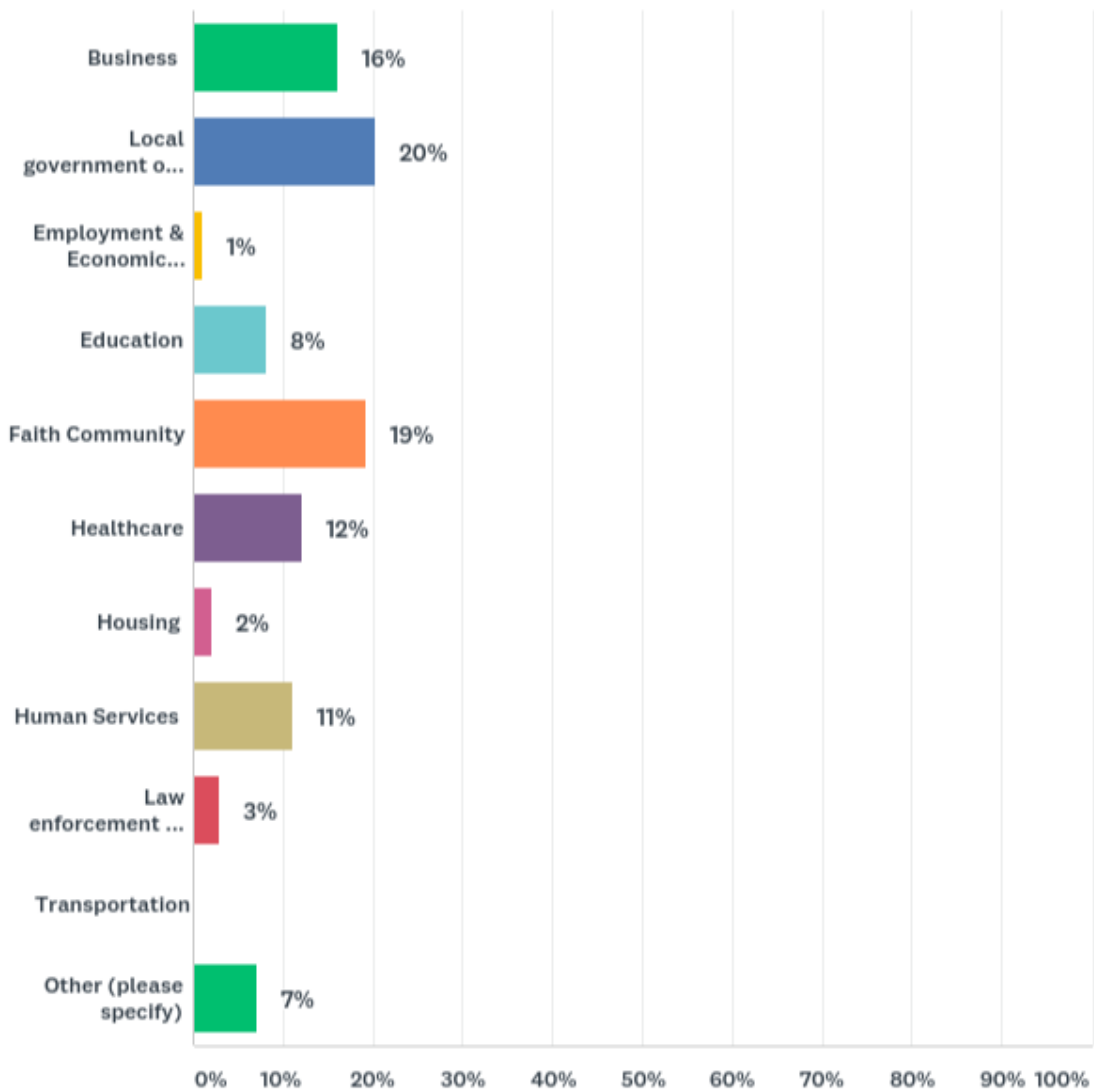


### Key Informant Demographic Information

What best describes your area of work or expertise?

Of the 111 respondents, 12 skipped this question.

Q24 What best describes your area of work or expertise?

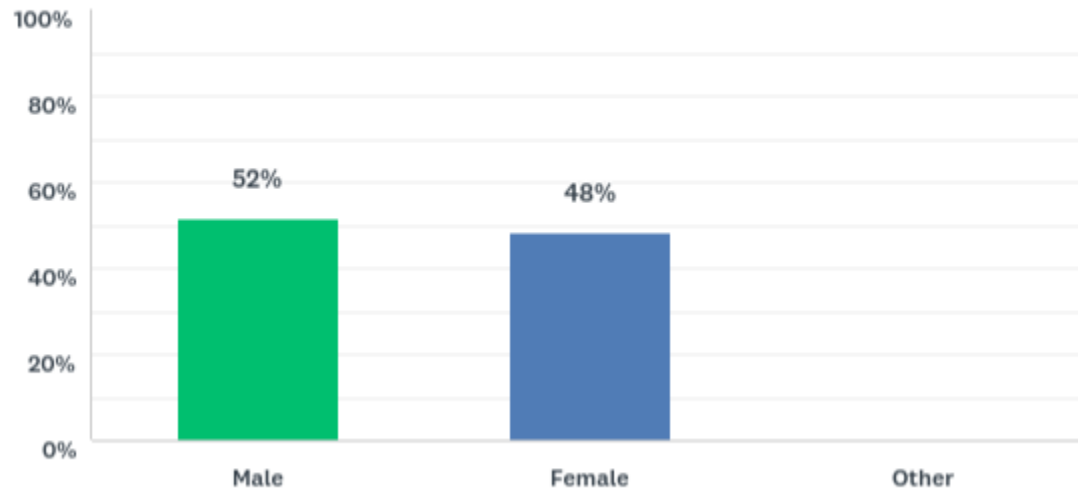


Gender

Of the 111 respondents, 12 skipped this question.



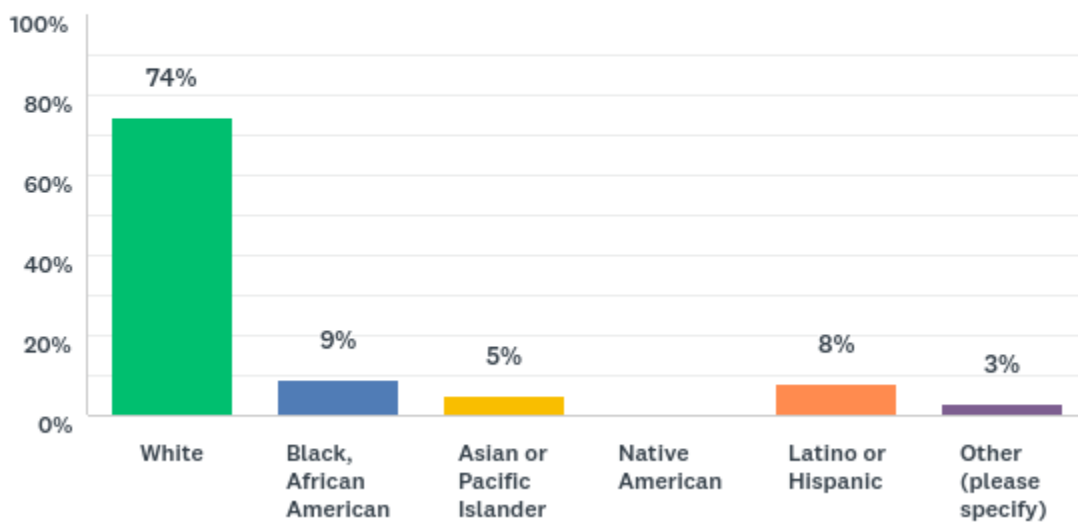
## Q25 What is your gender?



### Race

Of the 111 respondents, 13 skipped this question.

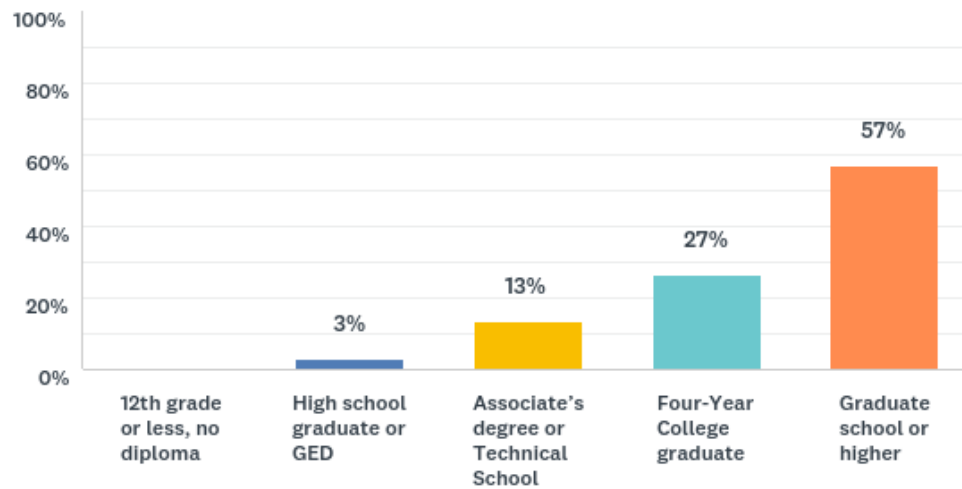
## Q26 What is your race?



### Highest Level of School Completed

Of the 111 respondents, 13 skipped this question.

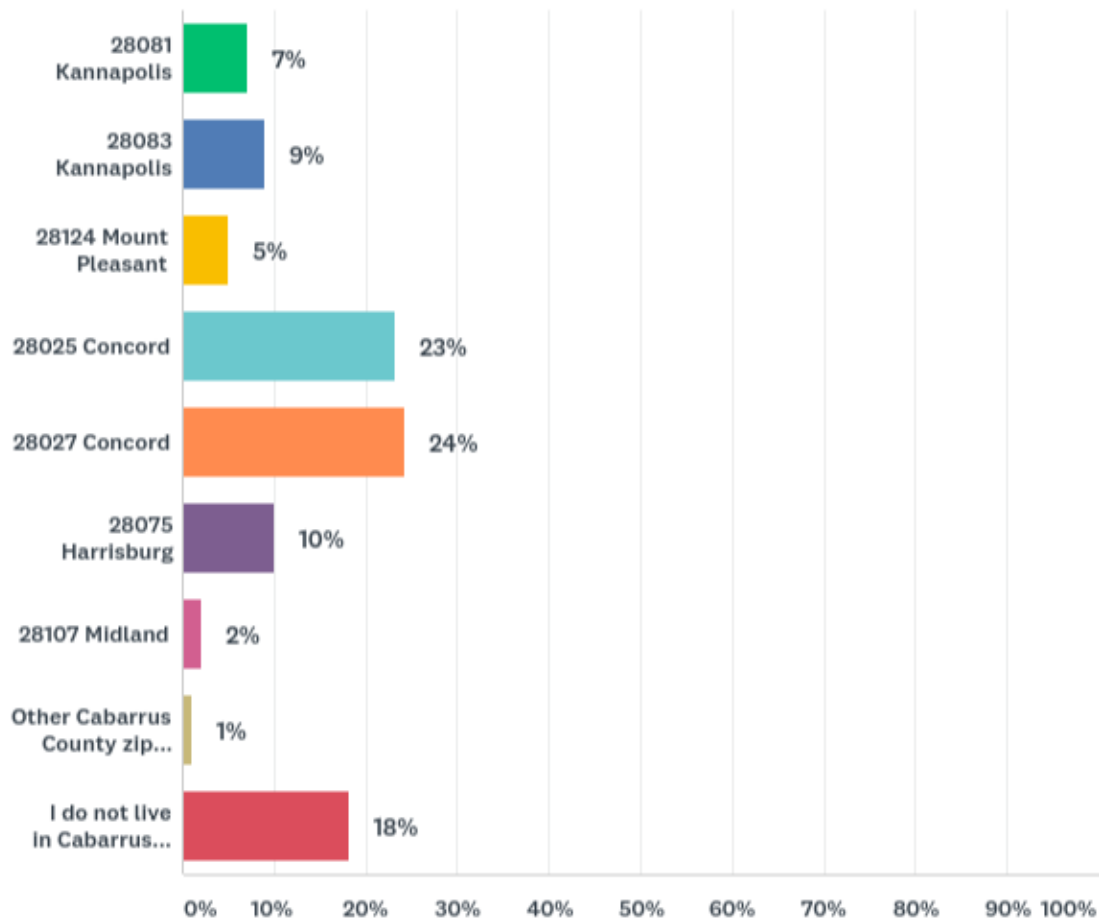
## Q27 What is the highest level of school you have completed?



Zipcode that you live

Of the 111 respondents, 12 skipped this question.

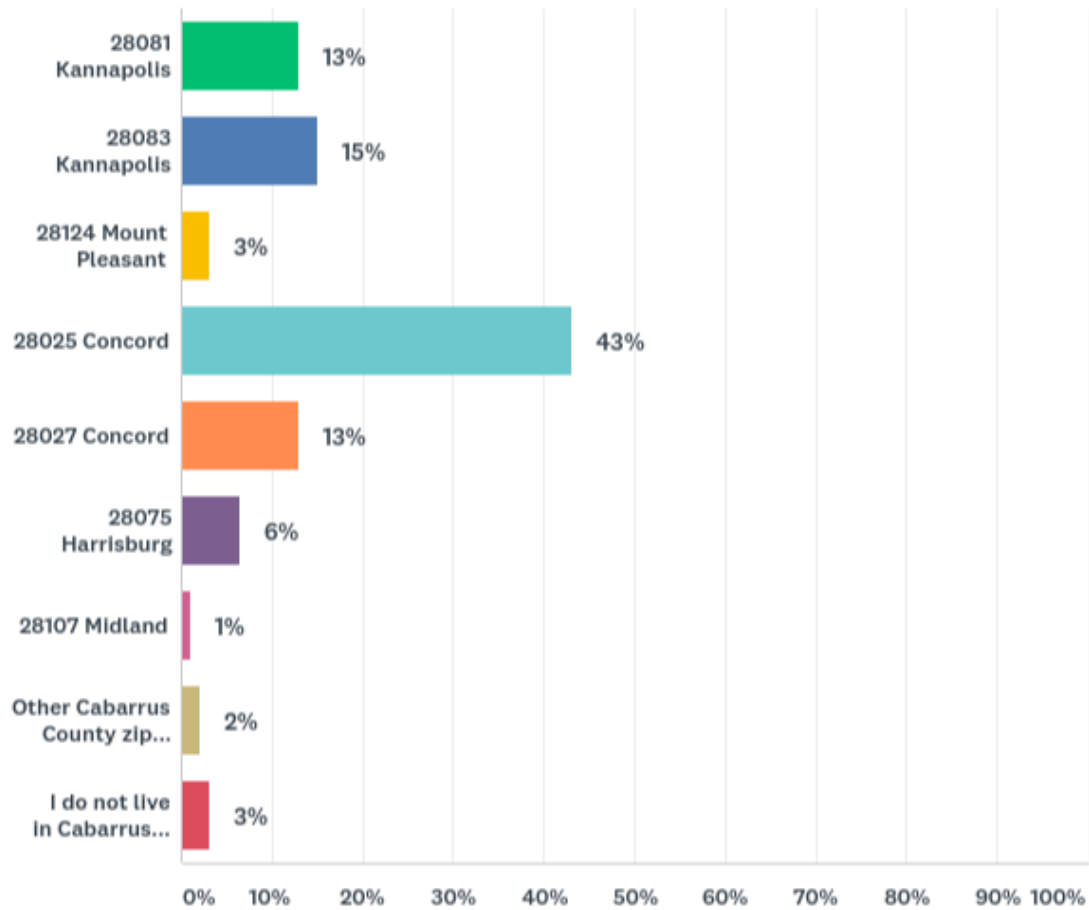
## Q28 In which zip code in Cabarrus County do you live?



Zipcode that you work

Of the 111 respondents, 18 skipped this question.

## Q29 In which zip code in Cabarrus County do you work?



Number of years lived or worked in Cabarrus County

# All Focus Groups

PRIORITY RANKINGS	1	2	3	4	5	Total	OTHER	Votes
Housing	27	18	13	7	6	71	Autism	
Mental Health	13	20	12	13	10	68	Financial Assistance	
Crime and Violence Prevention	15	16	13	12	12	68	Zoning/Planning	
Substance Use	10	4	11	11	13	49	Infrastructure and Roads	2
Disability and Health	4	10	6	8	7	35	Transporation/Buses	4
Enviromental Health	4	5	11	6	6	32	Elder Abuse	
Food Insecurity	5	9	5	6	7	32	Info for new residents	
Chronic Disease	4	10	4	4	2	24	Hearing Impaired	
Obesity	5	1	8	1	5	20	Employment	
Tobacco/Vaping	2		4	5	5	16	Discriminiation/Diversity	
High School Graduation	1	2	4	2	4	13	Cost of Childcare	
Adolscent Health	2	1	2	4	2	11		
Sexual Transmitted Disease	2	2		4	2	10		
Dental Health	2		4	2	2	10		
Premature Death		1			2	3		
Infant Mortality				1		1		

Total Number of Focus Group Par 157

<b>Name of Focus Group</b>	NC Works Career Center - Individuals Seeking Employment
<b>Date</b>	7/29/2019
<b>Location</b>	NC Works Career Center
<b>Number of Participants</b>	14

DEMOGRAPHIC INFO	Age	Gender	Ethnicity	Race	Other Focus Groups	Education	Household Income	Zip Code
1	61	F	N	Black	AA, Senior	Some College	25,000 - 34,999	28027
2	30	M	N	White	Veteran, Single Parent	Some College	10,000 - 14,999	28027
3	48	F	N	Black	Housing Insecurity	Some College	35,000 - 49,999	28025
4	29	F	N	Black	AA	Bachelor's	15,000 - 24,999	28025
5	60	F	N	Black		Bachelor's	< 10,000	28027
6	43	F	N	Black		Bachelor's	50,000 - 74,999	28081
7	54	M	N	Multi	Business Owner	Bachelor's	> 100,000	28027
8	50	M	N	Black	AA	High School	50,000 - 74,999	28036
9	32	M	N	Black	AA	Some College	35,000 - 49,999	28027
10	60	F	N	White	Senior	Bachelor's	25,000 - 34,999	28027
11	49	F	N	Black	AA, Single Parent	Graduate Degree	> 100,000	28027
12	60	F	N	White	Senior, Person w/ Disability	Bachelor's	50,000 - 74,999	28083
13	25	F	N	Black	AA	High School	10,000 - 14,999	28027
14	59	M	N	White	Veteran	Associate's	50,000 - 74,999	28083

PRIORITY RANKINGS	1	2	3	4	5	Total	OTHER	Votes
Obesity			3			2	5 Autism	
Infant Mortality							0 Financial Assistance	
Substance Use	1			2			3 Zoning/Planning	
Sexual Transmitted Disease							0 Infrastructure and Roads	2
Mental Health	1	1	5	1			8 Transportation/Buses	
Premature Death							0	
Dental Health			2				2	
Housing	6	3				2	11	
Environmental Health		1	1	1		1	4	
Chronic Disease		3		1			4	
Tobacco/Vaping							0	
Food Insecurity		1				2	3	
Crime and Violence Prevention	5	2	2	3		1	13	
Adolescent Health				2			2	
High School Graduation						2	2	
Disability and Health		2	1	1		3	7	

<b>Name of Focus Group</b>	Faith Leaders	
<b>Date</b>	7/30/2019	8/22/2019
<b>Location</b>	Cooperative Chrisitan Ministry Admin Office	CCM House
<b>Number of Participants</b>	7	6

	Age	Gender	Ethnicity	Race	Other Focus Groups	Education	Household Income	Zip Code
1	59	M	N	White	Business Owner	Bachelor's	75,000 - 99,999	
2	48	M	N	White		Graduate Degre	75,000 - 99,999	28081
3	51	M	N	Black	AA, Business Owner	iraduate Degre	50,000 - 74,999	28027
4	53	F	N	White	Business Owner	iraduate Degre	> 100,000	28025
5	48	F	N	White	usiness Owner, Single Par	iraduate Degre	75,000 - 99,999	28083
6	42	F	N	White	Single Parent	Some College	35,000 - 49,999	28081
7	45	M	N	Black		Graduate Degre	50,000 - 74,999	28083
	Age	Gender	Ethnicity	Race	Other Focus Groups	Education	Household Income	Zip Code
1	53	F	N	White	Seniors	Bachelor's	10,000-14,999	28025
2	62	F	N	White	Faith Leaders	Associate's	75,000-99,999	28027
3	75	M	N	White	arcerated, Business Leac	Bachelor's	50,000-74,999	28081
4	61	F	N	White	ors, Faith Leaders, Disab	Graduate	75,000-99,999	28071
5	25	F	N	White	iors, Faith Leaders, Vete	Graduate	<10,000	28071
6	59	M	N	White	Faith Leaders	Graduate	75,000-99,999	28083
7								
8								
9								

PRIORITY RANKINGS	1	2	3	4	5	Total	OTHER
Obesity			1	1		2	Transportation
Infant Mortality				1		1	Employment
Substance Use	4		4		1	9	
Sexual Transmitted Disease						0	
Mental Health	1	5	1	2		9	
Premature Death						0	
Dental Health						0	
Housing	6	5	2			13	
Enviromental Health					1	1	
Chronic Disease				2		2	
Tobacco/Vaping					1	1	
Food Insecurity	3	5	1	2	4	15	
Crime and Violence Prevention		3	2	1	1	7	
Adolscent Health					1	1	
High School Graduation				1	1	2	
Disability and Health		1	1	1	1	4	

<b>Name of Focus Group</b>	Older Adults
<b>Date</b>	8/7/2019
<b>Location</b>	Concord Senior Center
<b>Number of Participants</b>	44

	Age	Gender	Ethnicity	Race	Other Focus Groups	Education	Household Income	Zip Code
<b>1</b>	71	F	N	White	w Disability, Veteran, Ca	Less than 9th	15,000 - 24,999	28027
<b>2</b>	73	F	N	White		Some College		28027
<b>3</b>	75	F	N	White		9th - 12th grade		28025
<b>4</b>	77	F	N	White	Faith Leader	Some College		28025
<b>5</b>	75	F	N	White		High School	15,000 - 24,999	28025
<b>6</b>	78	F	N	White	Faith Leader	High School	35,000 - 49,999	28025
<b>7</b>	92	F	N	White		High School		
<b>8</b>	87	M	N	White	Veteran	Graduate	50,000 - 74,999	28025
<b>9</b>	78	F	N	White	Housing Insecure	High School	25,000 - 34,999	28269
<b>10</b>	79	F	N	White	Faith Leader	Some College	35,000 - 49,999	28025
<b>11</b>	81	M	N	White	Senior	Associate's	35,000 - 49,999	28025
<b>12</b>	61	F	N	Black	ican American, Faith Lea	Some College	< 10,000	28083
<b>13</b>	80	F	N	White		Associate's		28025
<b>14</b>	83	M	N	White	Veteran	Associate's	10,000 - 14,999	
<b>15</b>	84	F	N	White	Housing Insecure	Graduate	25,000 - 34,999	28025
<b>16</b>	71	M	Y	atino/Whit	Latino Men, Veteran	Graduate	35,000 - 49,999	28027
<b>17</b>	71	F	N	White	Veteran	Associate's		
<b>18</b>	72	M	N	White		Some College	35,000 - 49,999	28025
<b>19</b>	68	M	N	White	Faith Leader, Veteran	Associate's	15,000 - 24,999	28075
<b>20</b>	82	M	N	White	Veteran	High School	35,000 - 49,999	28215
<b>21</b>	82	F	N	Black	African American	High School		23860
<b>22</b>	74	F	N	White	Veteran	Some College	15,000 - 24,999	28025
<b>23</b>	63	F	N	White		Some College	15,000 - 24,999	28025
<b>24</b>	80	M	N	Black	ican American, Person w Di	Graduate	> 100,000	28021
<b>25</b>	82	F	N	White		Some College	35,000 - 49,999	28025
<b>26</b>	88	F	N	Black	African American	Some College	50,000 - 74,999	28025
<b>27</b>	81	M	N	White	Faith Leader	Graduate	25,000 - 34,999	28027



28	70	M	N	White	Person w Disability	High School	10,000 - 14,999	28025
29	88	M	N	White	Veteran	High School	75,000 - 99,999	28028
30	68	F	N	White	Veteran	High School	35,000 - 49,999	28025
31	79	F	N	White		High School		28027
32	80	F	N	White		Some College		28027
33	78	F	N	White		Associate's	15,000 - 24,999	28027
34	81	M	N	White		Some College		28027
35	74	F	N	White		Associate's	50,000 - 74,999	28027
36	72	F	N	White		High School	10,000 - 14,999	28027
37	82	F	N	White	Person w Disability	Some College	25,000 - 34,999	28027
38	76	F	N	White		Associate's	50,000 - 74,999	28025
39	78	F	N	White		Bachelor's	25,000 - 34,999	28025
40	68	F	N	White	Person w Disability	High School	25,000 - 34,999	28027
41	78	F	N	White		9th - 12th grade	15,000 - 24,999	28025
42	59	F	N	/American ar, Single Parent, Seekin		Bachelor's		
43	72	F	N	W		Associate's	35,000 - 49,999	28025
44	70	M	N	W	Veteran	High School	25,000 - 34,999	28025

PRIORITY RANKINGS	1	2	3	4	5	Total	OTHER	
Obesity	1	3		1		5	Transportation	2
Infant Mortality						0	Elder Abuse	
Substance Use	3	2	2	1		4	Info for new residents	
Sexual Transmitted Disease						0	Hearing Impaired	
Mental Health	5	3	2	4		1		
Premature Death						2		
Dental Health	1					2		
Housing	6	2	5	2		2		
Enviromental Health		3	5	3		2		
Chronic Disease	3	5	2	1		1		
Tobacco/Vaping				2				
Food Insecurity				1				
Crime and Violence Preve	3	5	4	3		4		
Adolscent Health			1					

**High School Graduation  
Disability and Health**

2

3

1  
2

3

2

1  
12

<b>Name of Focus Group</b>	Amazing Grace and IA Focus Group
<b>Date</b>	9/5/2019
<b>Location</b>	Cabarrus Health Alliance
<b>Number of Participants</b>	5

	Age	Gender	Ethnicity	Race	Other Focus Groups	Education	Household Income	Zip Code
1	44	F	N	White		Some College	75,000 - 99,999	28025
2	45	F	N	White		Graduate	> 100,000	28269
3	45	M	N	White		Some College	75,000 - 99,999	28025
4	47	F	N	White	Single Parent	Associate's	25,000 - 34,999	28025
5								
6								

PRIORITY RANKINGS	1	2	3	4	5	Total	OTHER
Obesity						0	
Infant Mortality						0	
Substance Use			1	1		3	
Sexual Transmitted Disease						0	
Mental Health	3					4	
Premature Death						0	
Dental Health						0	
Housing			1	2		3	
Enviromental Health						0	
Chronic Disease			1			1	
Tobacco/Vaping						0	
Food Insecurity						0	
Crime and Violence Prevention		1				3	
Adolscent Health			1			1	
High School Graduation		1				1	
Disability and Health	1	2		1		4	

<b>Name of Focus Group</b>	Cabarrus Partnership for Children - Teen Moms	Project MORE
<b>Date</b>	8/28/2019	9/18/2019
<b>Location</b>	One Life Church	Cabarrus Health Alliance
<b>Number of Participants</b>	11	8

	Age	Gender	Ethnicity	Race	Other Focus Groups	Education	Household Income	Zip Code
1	20	F	N	Black	African American	High School	15,000 - 24,000	
2	19	F	Y	Hispanic	Youth, Latino Woman	9th - 12th		28025
3	22	F	N	Mixed Race	Youth	9th - 12th		28025
4	19	F	N	Black	Youth, African American	High School	< 10,000	28083
5	22	F	Y	Hispanic	Female, Individuals Seeking	High School	50,000 - 74,999	28081
6	20	F	N	Black	African American, Housing Insecurity	High School	< 10,000	28025
7	21	F	N	Black	African American	High School	< 10,000	28081
8	20	F	N	Mixed Race	Youth	High School		
9	20	F	N	Mixed Race	Youth	Some College	15,000 - 24,999	28081
10	20	F	Y	Hispanic	Latino Woman	Associate's	< 10,000	28083
11	18	F	N	Black	African American, Housing Insecurity	High School	50,000 - 74,999	28081
12								
	Age	Gender	Ethnicity	Race	Other Focus Groups	Education	Household Income	Zip Code
1	19	F	Y	Hispanic	Latino Women, Single Parent	High School graduate (or	< 10,000	28027
2	17	F	N	Black or African American	Youth, African American	High School graduate, no diploma	< 10,000	28025
3	18	F	N	Black or African American	Female, housing insecurity, GED	High School graduate (or	50,000-74,999	28081
4	19	F	N	Black or African American	Business Leaders/Owners, High School graduate (or	High School graduate (or	15,000-24,999	28083
5	20	M	N	White	Youth	High School graduate (or	15,000-24,999	28081
6	16	F	N	Black or African American	African American	High School graduate, no diploma	10,000-14,999	28081
7	20	F	N	White/Black or African American	Youth	High School graduate, no diploma	< 10,000	28081
8	20	F	M	White/Black or African American	Parents, grandparents as primary caregiver	College (no degree)	35,000-49,999	28081

PRIORITY RANKINGS	1	2	3	4	5	Total	OTHER
Obesity	2	1	1			2	6
Infant Mortality							0

<b>Substance Use</b>		1	1	2	1	5
<b>Sexual Transmitted Disea</b>	2	1		3	1	7
<b>Mental Health</b>	2	2		2	2	8
<b>Premature Death</b>		1				1
<b>Dental Health</b>			1	1		2
<b>Housing</b>	2	2	3	2		9
<b>Enviromental Health</b>						0
<b>Chronic Disease</b>					1	1
<b>Tobacco/Vaping</b>					1	1
<b>Food Insecurity</b>	1	3	1		1	6
<b>Crime and Violence Preve</b>	1		2	1	1	5
<b>Adolscent Health</b>	1	1				2
<b>High School Graduation</b>	1		2	1		4
<b>Disability and Health</b>				1	1	2

<b>Name of Focus Group</b>	Concord Youth Council
<b>Date</b>	8/8/2019
<b>Location</b>	David Phillips Activity Center
<b>Number of Participants</b>	9

	Age	Gender	Ethnicity	Race	Other Focus Groups	Education	Household Income	Zip Code
1	16	M	N	White	Employment	9th-12th grade	> 100,000	28075
2	15	M	N	White		9th-12th grade		28027
3	14	M	N	Asian		Less than 9th		28081
4	17	F	N	Asian		9th-12th grade	> 100,000	28269
5	16	F	N	Black	African American	Some College		28025
6	16	M	N	Asian		9th-12th grade		28075
7	15	F	N	Asian		9th-12th grade	50,000 - 74,999	28027
8	16	F	N	Asian		9th-12th grade	> 100,000	28075
9	15	M	N	Asian		9th-12th grade		28269

<b>Name of Focus Group</b>	Cabarrus Youth Commission
<b>Date</b>	8/22/2019
<b>Location</b>	Cabarrus County Government Center
<b>Number of Participants</b>	11

	Age	Gender	Ethnicity	Race	Other Focus Groups	Education	Household Income	Zip Code
1	14	F	N	Black	African American	Less than 9th		28025
2	16	F	N	Black	African American	9th - 12th		28075
3	16	F	N	White		9th - 12th		28075
4	17	M	N	White		9th - 12th		28027
5	16	M	N	White		9th - 12th		
6	17	F	N	White		9th - 12th	75,000 - 99,999	28107
7	16	M	N	White		9th - 12th		28107
8	15	F	N	White		9th - 12th	50,000 - 74,999	28083
9	17	M	N	White	viduals seeking employn	9th - 12th		
10	16	F	N	Black		9th - 12th		28083

11	17	F	N	White	9th - 12th	35,000 - 49,999	28138
----	----	---	---	-------	------------	-----------------	-------

PRIORITY RANKINGS	1	2	3	4	5	Total	OTHER
Obesity	2					2	Pay Rate - Income
Infant Mortality						0	Discrimination/Diversity
Substance Use	1	1	4	3	5	14	
Sexual Transmitted Disease		1		1	1	3	
Mental Health	1	5	4	3	5	18	
Premature Death						0	
Dental Health						0	
Housing	3	2	2	1	2	10	
Environmental Health	3	1	4	2	1	11	
Chronic Disease	1		1			2	
Tobacco/Vaping	2		4	2	2	10	
Food Insecurity	1		1			2	
Crime and Violence Prevention	5	5		4	2	16	
Adolescent Health	1			2		3	
High School Graduation		1	1		1	3	
Disability and Health	1	2	1			4	

<b>Name of Focus Group</b>	Latino Women	Key Informants - Latino
<b>Date</b>	8/13/2019	8/7/2019
<b>Location</b>	St. James Catholic School	CHA
<b>Number of Participants</b>	6	15

	Age	Gender	Ethnicity	Race	Other Focus Groups	Education	Household Income	Zip Code
<b>1</b>	52	F	Hispanic	Hispanic		Graduate or professional degree	\$100,000 or more	28025
<b>2</b>	41	F	Hispanic	Hispanic		Some college	\$25,000 to \$34,999	28027
<b>3</b>	35	F	Hispanic	White		Associate's degree or vocational training	\$50,000 to \$74,999	28081
<b>4</b>	55	F	Hispanic	White		Bachelor's degree	\$100,000 or more	28075
<b>5</b>	35	F	Hispanic	Mixed		Graduate or professional degree	\$50,000 to \$74,999	28215 works in Cabarrus
<b>6</b>	65	F	Hispanic	Hispanic		Graduate or professional degree	\$50,000 to \$74,999	28027
<b>7</b>	27	F	Hispanic	White American Indian or Native		Graduate or professional degree	\$75,000 to \$99,999	28081
<b>8</b>	58	F	Hispanic	American		Associate's degree or vocational training	\$50,000 to \$74,999	28031
<b>9</b>	51	F	Hispanic	White		Bachelor's degree	\$100,000 or more	28027
<b>10</b>	44	F	Hispanic	White		Bachelor's degree	\$100,000 or more	28025
<b>11</b>	50	F	Hispanic	White		Bachelor's degree	\$100,000 or more	28027
<b>12</b>	41	F	Hispanic	White Black or African American	Business Leaders/Owners	Associate's degree or vocational training	\$50,000 to \$74,999	28031
<b>13</b>	48	F	Hispanic	American	Black or African American Faith leaders	Graduate or professional degree	\$100,000 or more	28025
<b>14</b>	34	M	Hispanic	Mestizo	Latino Men	Graduate or professional degree	\$50,000 to \$74,999	28262
<b>15</b>	50	F	Hispanic	Hispanic	Faith leaders	Graduate or professional degree	\$50,000 to \$74,999	28025

	Age	Gender	Ethnicity	Race	Other Focus Groups	Education	Household Income	Zip Code
<b>1</b>	56	f	Hispanic	Hispanic		less than 9	\$25,000 to \$34,999	28025



2	47	f	Hispanic	Hispanic		Bachelor's degree	\$25,000 to \$34,999	
3	44	f	Hispanic	Hispanic		Some college	35,000 to \$49,999	28027
4	36	f	Hispanic	Hispanic		less than 9	\$25,000 to \$34,999	28025
5	42	f	Hispanic	Hispanic	youth	9-12th grade	\$50,000 to \$74,999	28081
6	39	f	Hispanic	Hispanic		9-12th grade	35,000 to \$49,999	28025

PRIORITY RANKINGS	1	2	3	4	5	Total	OTHER
Obesity	2	1		3		1	7
Infant Mortality							0
Substance Use		1	3	2		1	7
Sexual Transmitted Disease			1			1	2
Mental Health	8	4	1				13
Premature Death		1					1
Dental Health		2				2	4
Housing		2	2	1		1	6
Enviromental Health		1					1
Chronic Disease	1		5	1			7
Tobacco/Vaping							0
Food Insecurity	1	1	1			1	4
Crime and Violence Preve	1	2	2			1	6
Adolscent Health	1	1	1			1	4
High School Graduation	1			2			3
Disability and Health		1	2				3

<b>Name of Focus Group</b>	Cabarrus County Homelessness Task Force
<b>Date</b>	8/14/2019
<b>Location</b>	My Father's House - CCM
<b>Number of Participants</b>	6

<i>Key Informants</i>	<b>Age</b>	<b>Gender</b>	<b>Ethnicity</b>	<b>Race</b>	<b>Other Focus Groups</b>	<b>Education</b>	<b>Household Income</b>	<b>Zip Code</b>
<b>1</b>	25	F	N	White		Graduate Degree	35,000 - 49,999	28083
<b>2</b>	36	F	N	Black	African American	Bachelor's	25,000 - 34,999	28262
<b>3</b>	22	F	N	Black	African American	Bachelor's	< 10,000	28269
<b>4</b>	39	M	N	Black	ican American, Faith Lea	Bachelor's	50,000 - 74,999	28025
<b>5</b>	38	F	N	Black	African American	Graduate Degree	35,000 - 49,999	
<b>6</b>	28	F	N	White		Bachelor's	50,000 - 74,999	28083

<b>Name of Focus Group</b>	Concord Housing Authority Participants
<b>Date</b>	8/19/2019
<b>Location</b>	Logan Technology Center
<b>Number of Participants</b>	15

	<b>Age</b>	<b>Gender</b>	<b>Ethnicity</b>	<b>Race</b>	<b>Other Focus Groups</b>	<b>Education</b>	<b>Household Income</b>	<b>Zip Code</b>
<b>1</b>	63	F	N	Black	African American, Senior	9th - 12th grade	< 10,000	28025
<b>2</b>	77	F	N	Black	African American, Senior	High School/GED	25,000 - 34,999	28025
<b>3</b>	69	F	N	Black	African American, Senior	Bachelor's	50,000 - 74,999	28025
<b>4</b>	72	F	N	Black	African American, Senior, Faith Leader	High School	35,000 - 49,999	28027
<b>5</b>	78	F	N	Black	African American, Senior, Caregiver	Associate's	10,000 - 14,999	28083
<b>6</b>	52	F	N	Other		Less than 9th	< 10,000	28025

7	82	F	N	Black		Some College	15,000 - 24,999	28027
8	81	F	N	Black	African American, Senior	9th - 12th grade		28025
9	61	F	N	Black		High School	35,000 - 49,999	28025
10	70	F	N	Black	African American, Senior Single Parent	Associate's		28027
11	90	F	N	Black	African American, Senior	Some College		28025
12	81	F	N	Black	Senior	Some College	15,000 - 24,999	28025
13	72	F	N	Black	African American, Senior	Associate's	25,000 - 34,999	28025
14	79	F	N	Black	African American, Senior, Faith Leader	High School	10,000 - 14,999	28083
15	64	F	N	Black		Associate's	10,000 - 14,999	28083

PRIORITY RANKINGS	1	2	3	4	5	Total	OTHER	
Obesity							0 Affordable Child Care	1
Infant Mortality							0	
Substance Use	1		1	2		1	5	
Sexual Transmitted Disease							0	
Mental Health	1	4		1		1	7	
Premature Death							0	
Dental Health	1		1	1			3	
Housing	4	3					7	
Enviromental Health	1		1			1	3	
Chronic Disease		2					2	
Tobacco/Vaping				1		1	2	
Food Insecurity			2	3			5	
Crime and Violence Preve	1		2			1	4	
Adolscent Health						1	1	
High School Graduation							0	
Disability and Health			1	1			2	

## 2020 Community Planning Council Membership List

Sector	INDIVIDUAL	ORGANIZATION
Cabarrus Health Alliance	Rolanda Patrick	Cabarrus Health Alliance
	Suzanne Knight	Cabarrus Health Alliance
Atrium Health	Tri Tang	Atrium Health
	Jessica Castrodale	Atrium Health
	Andrew Nance	Cabarrus Family Medicine
Cabarrus County	Mike Downs	Cabarrus County Government Stephen Morris
	Steve Morris	Cabarrus County Commissioner
	Karen Calhoun	Department of Human Services
	Londa Strong	Active Living and Parks
	Kara Clarke	EMS and Community Paramedicine
	Ashlie Shanley	Cabarrus County District Attorney's Office
	Van Shaw	Cabarrus County Sheriff
	Jodi Ramirez	Project Safe Cabarrus
Education	Wendy Barnhardt	Rowan Cabarrus Community College
	Jessica Grant	Kannapolis City Schools
	Amy Jewell	Cabarrus County Schools
	Ann Benfield	Cabarrus Partnership for Children
Municipalities	Cherie Jzar	City of Concord
	Angela Graham	City of Concord - Housing
	LJ Weslowski	CK Rider Transit
	Sherry Gordon	City of Kannapolis
	Daniel Stines	Town of Harrisburg
	Doug Paris	Town of Midland
	Crystal Smith	Town of Mount Pleasant
Other Health	Melissa Bunker	Cardinal Innovations
	Nancy Litton	Community Free Clinic
	Danita Washington	Cabarrus Rowan Community Health Centers
	Dr. Fred Pfeiffer	Forest Hills Latino Clinic
Non Profits	Mark Sturgis	Hope Haven - Serenity House
	Ed Hosack	Cooperative Christian Ministry
	Brent Rockett	Cannon Memorial YMCA
	Rebecca Moffett	CVAN
	Kimberly Jones	Habitat for Humanity
	Cecilla Plez	El Puente Hispano – Volunteer
	Brian Floyd	United Way
Business	Barbi Jones	Cabarrus County Chamber
	William Niblock	Niblock Homes
	Laura Bagnasco	S&D Coffee
	Lora Riddle	Allen Tate Realty
Community/Faith	Merl Hamilton	Cabarrus Rotary Club
	Jim Monroe	Community Member
	Michael Steele	New Life Baptist
	Antonio Johnson	Bethel Baptist Church

Additional staffing: Marcella Beam, Sandra Torres

	Donald Anthony	Grace Lutheran Church
	Gwen Stowers	Concord First Assembly
Media	Mark Plemmons	Independent Tribune

## Community Needs Assessment Community Planning Council Commitment

**Background:** Community Needs Assessment (CNA) is a process to determine the health status, needs, and resources in a county. The CNA is conducted every four years and culminates in a report to be distributed to the community. It is important to note that the process is not intended to develop solutions, but rather to identify the *needs and gaps* in a community, spark analysis and debate, and result in agencies, businesses, individuals and organizations engaging in strategic planning and program planning to address the needs.

A Community Planning Council has been convened with each CNA- in 2000, 2004, 2008, 2012, and 2016. The Council is made up of a diverse group of representatives and includes health and human services, the faith community, education, city and county government, foundations, businesses, and community volunteers. The primary role of the Planning Council is to collect, analyze, and interpret County data, develop the CNA document, and disseminate the results to the community.

### Personal Characteristics Desired:

- Possess an ability to listen, analyze, think clearly and creatively, and work well with people individually and in a group.
- Willing to prepare for and attend community planning council meetings, ask questions, take responsibility, and follow through on assignments.
- Possess honesty, integrity, sensitivity to and tolerance of different views, and ability to disseminate pertinent information.
- Shares common vision and mission of Healthy Cabarrus.

### Individual Community Planning Council Member Responsibilities:

- Review the agenda and supporting materials prior to meetings.
- Provide statistics and data; assist with community survey collection; and other forms of information pertaining to your area of expertise.
- Be active in discussion; ask questions and provide feedback to presenters.
- Assist in prioritizing community needs and gaps.
- Serve on subcommittees when applicable.
- Disseminate CNA findings and processes with community members.

**Please Note:** As a member of the Community Planning Council, it is extremely important that you attend all of the meetings over the next year. For your convenience, all meeting dates and times are below to add to your individual calendars. Thank you again for your participation!

September 19, 2019	12:30-2:00pm
October 17, 2019	12:30-2:00pm
November 21, 2019	12:30-2:00pm
December 19 2019	12:30-2:00pm
January 16, 2020	12:30-2:00pm

February 20, 2020	12:30-2:00pm
March 19, 2020	12:30-2:00pm
April 16, 2020	12:30-2:00pm
May 21, 2020	RETREAT

Community Planning Council Member Name

Community Planning Council Member Signature

## A History of Collaborative Success

1998 – 2003 | 2004 – 2007 | 2008 – 2011 | 2012 – 2015 | 2016 - 2019

**1998: Healthy Cabarrus is founded.** Original community partners included Gina Goff (Cabarrus Health Alliance), Dianne Snyder (Northeast Medical Center), Cappie Stanley (Cabarrus Health Alliance), and Anne Laukitis (Partnership for Children).

### 2000 – 2003

**1999: Partnered with the United Way to complete the 2000 Community Needs Assessment.**

**1999:** Established a Dental Task Force, an organized efforts among dentists and other community partners to address the issue of access to dental care. Within two years, over 2,000 children were provided dental exams and fluoride varnish through the generous support of donated care from 22 local dentists.

**2001:** Development of the [Community Care Plan](#), a partnership between public, private, and non-profit health providers to provide donated healthcare for almost 9,000 uninsured residents in the span of four years. Cabarrus received \$2.5 million in federal funding to initiate this program.

**2001:** Approximately 400 low-income children receive [NC Health Choice](#) Insurance due to premiums paid by \$19,000 in donations sought by Healthy Cabarrus. Created a 24-hour teen telephone health hotline called *Teen Talk*.

**2003:** Coordinated a local system and provided \$205,000 worth of prescription medications in response to the needs of displaced [Pillowtex](#) workers.

**2003:** Successfully sought \$353,000 in grant funding to support the establishment of comprehensive dental services for nursing home residents and special needs populations in Cabarrus and neighboring counties.

**2003:** [Give Kids a Smile](#) established in Cabarrus County with the goal of garnering donated dental care (free dental cleanings) for uninsured children.

### 2004 – 2007

**2003: Partnered with the United Way to complete the 2004 Community Needs Assessment.**

**2004:** Advocated for the transportation needs of the underserved. Established and disseminated a Transportation Position Statement. Provided technical assistance in grant writing to support the development of a public transit program, CK Rider.

**2005:** A local 24-hour [ACCESS/Crisis Line](#) was created (1-800-939-5911) and remains in operation through Cardinal Innovations. A [Crisis Recovery Center](#) was established for the

community. In addition, a two-year pilot project began to enhance the diagnosis and treatment of depression for patients in primary care offices.

**2005:** Established *Men for Living*, a volunteer advocate group of over 40 African American men to promote prostate cancer screening and provide educational trainings, including awareness breakfasts and barber shop outreach.

**2006:** Increased the number of pediatric dentists in Cabarrus County from 0 to 2. Established dental services in the hospital operation room to provide specialized dental treatment for low-income children, the elderly, and special needs residents. Expanded the Cabarrus Health Alliance dental clinic's capacity from 6 chairs to 12 chairs.

**2006:** Gathered baseline data on substance use among Cabarrus County middle and high school students. Established Teen Task Force, a youth-led coalition that has implemented local health campaigns in Cabarrus County over the past ten years, including *Hands on the Wheel* (no texting and driving), *Kick Butts 5K* (smoke-free lifestyle), *Feeding Frenzy 5K* (hunger action), and anti-bullying messages.

**2006:** [Cabarrus Community Health Center](#), a federally qualified health center, opened to provide primary healthcare to a high-need community.

**2007:** Expanded local medication assistance programs to assist uninsured, low-income residents in getting prescription medications. Received 3 grant awards from Health & Wellness Trust Fund. Developed a local resource guide for medication assistance. Cabarrus Senior Center and other community partners created a Medicare Part D information to help seniors access prescription medications.

## **2008 – 2011**

**2007: Partnered with the United Way to complete the 2008 Community Needs Assessment.**

**2008:** Created a smoke-free dining guide for Cabarrus County, including 150 local restaurants that were 100% smoke-free. [Teen TRU Crews](#) established at local high schools to build support for tobacco-free policies. Implemented a tobacco prevention curriculum in all Cabarrus County middle schools. Cabarrus County Dental Society hosted an educational training on the oral health effects of spit tobacco.

**2008:** Established a broad safety-net system for providing primary healthcare for low-income/uninsured residents. Safety-net providers include: Cabarrus Community Health Center, Community Free Clinic, Southern Piedmont Community Care Plan, Cabarrus Health Alliance, CMC-Northeast, private medical providers, Cooperative Christian Ministry, and DSS.

**2008:** Community partner [PBH](#) (now Cardinal Innovations) establishes Community Lunch & Learn sessions, offers Cultural Competency trainings, and provides Crisis Intervention Training for law enforcement officers. A new mobile crisis service is established.



**2009:** Implemented a childhood obesity prevention program throughout Cabarrus County with 12 month funding from NC Department of Health & Human Services. Resulted in the establishment of a Childhood Obesity Prevention Partnership, including 25 community partners seeking to reduce childhood obesity in Cabarrus County; low-fat milk policy change at childcare centers; administering the Youth Risk Behavioral Survey among high school students. Trained 20 health providers as childhood obesity advocates within the school systems with funding from [NICHQ](#).

**2010:** Partnered with Cabarrus Health Alliance to implement the [ACHIEVE](#) grant. During the two-year project, community agencies adopted 21 policies and made 18 environmental changes.

**2011:** Local municipalities (Cabarrus County, City of Concord, and City of Kannapolis) pass tobacco-free policies in all parks, which led to a domino-effect of many other campuses going smoke-free.

## **2012 – 2015**

**2011: Facilitated the county's 2012 Community Needs Assessment with community partners.**

**2013:** Established [Triple P](#) Cabarrus, a population level approach to train Cabarrus workforce on positive parenting strategies, with aims to reduce out-of-home placements, reduce substantiated child abuse cases, and reduce ER visits for child maltreatment injuries.

**2013:** Founded the Cabarrus Wellness Coalition to address reduce obesity rates and prevent diabetes. Launched the Cabarrus County [Southeastern Diabetes Initiative](#), a service-oriented community-based program designed to support individuals living with Type 2 diabetes. Began offering [healthy cooking classes](#) to the general public at CHA's Wellness Kitchen.

**2013:** Hosted a community forum of 90 participants on prescription medication safety. Founded the [Substance Use Coalition](#) to address prescription medication safety. Co-hosted with Safe Kids Cabarrus and the Cabarrus County Sheriff's Office a prescription drug take-back event. Administered a Youth Substance Use survey across all middle and high schools in the county. Teen Task Force members worked to create a billboard campaign targeting teens and substance use.

**2014:** Received CDC funding to carry out REACH (Racial and Ethnic Approaches to Community Health). Currently providing support to Cabarrus Wellness Coalition to implement local strategies to reduce health disparities in chronic disease.

**2015:** Facilitating a local team of community partners interested [Community Centered Health Homes](#), an upstream approach to healthcare that bridges the gap between medical services and community prevention. Other team members include: Community Care of Southern Piedmont, Cabarrus Rowan Community Health Centers, Community Free Clinic, and Cabarrus Partnership for Children.

## 2016 - 2019

**2016:** Facilitated the Cabarrus County 2016 Community Needs Assessment with 40 partners from across the community.

Cabarrus Health Alliance opens the regions first Syringe Exchange Program, providing clean injecting supplies, free HIV and Hepatitis C testing and referral to treatment and community resources for people who inject drugs.

**2017:** COMMUNITY Conversations were hosted across Cabarrus County through a collaboration between the Cabarrus County Sheriff's Office, Concord Police Department, Kannapolis Police Department, Cabarrus County Emergency Medical Services, Healthy Cabarrus Substance Use Coalition, and Cabarrus Health Alliance. The events provide information on the current opioid crisis in Cabarrus County, signs and symptoms, how to access treatment and service, plus a personal story from a person in recovery or a family who lost a loved one.

Cabarrus County Commissioners and County Manager Mike Downs created the Mental Health Advisory Board and convened over 25 partners in the field who can directly impact mental health in Cabarrus County. The Advisory Board created the Mental Health Task Force which consists of three work groups: Access to Care, Crisis Response, and Public Awareness.

The Cabarrus County Partnership for Children, Cabarrus Health Alliance, and Cabarrus Wellness Coalition created the 'Cabarrus Play and Grow Map'. The child-friendly map illustrates physical activity and nutrition activities such community gardens, parks and playgrounds to help children and families establish healthy habits for life.

With support from Carolinas HealthCare System, 50 school nutrition site managers, directors and healthcare volunteers were trained in the principles of Smarter Lunchrooms Movement. Smarter Lunchrooms is a curriculum developed by the Cornell University. The program aims to use the principles of behavioral economics to encourage students to make healthier choices in the school lunch line.

**2018:** On April 28, 2018, seven local pharmacies and community organizations participated in the National DEA Medication Take-Back event. The event collected a total of 157.5 pounds of medications. One site alone, Cannon Pharmacy – Concord, collected more than 80 pounds.

In an effort to increase water intake and limit consumption of sugar sweetened beverages among children, three pediatric offices provide water bottles to patients during well-child checks. To increase the reach of the initiative, four Healthy Together 5210 schools distributed water bottles to all students, totaling 4,200 bottles

Cabarrus County Sheriff Brad Riley implemented the Stepping Up Initiative. The Stepping Up Initiative is focused on diverting people with mental illness from jails into treatment. Phase 1 included Daymark Recovery Services developing a jail-based mental health and substance use screening tool. The Stepping Up Coordinator works with the inmate to develop a transition plan post release and assists with identifying services that meet individual needs.

# **2020 Cabarrus County Community Health Needs Assessment**

**A guide to Community Services and Online Resource Inventory, Health  
Facilities, and Related Support Services of Cabarrus County**

# Online Resource and Services Inventory

NC Department of Health and Human Services launched NCCARE360, the first statewide coordinated care network. The platform electronically connects those with identified needs to community resources, while allowing a consistent feedback loop on the outcome of the connection. Community and government agencies, as well as individuals can access a comprehensive list of local services by visiting [nccare360.org/resources/](http://nccare360.org/resources/).

Atrium Health has released a public facing, community resource directory called the Community Resource Hub. The platform serves as a search, referral and application tool to help community members locate free or reduced-cost social services programs. The development of the tool was to assist Atrium with its goal to extend care outside of the doctors' office and provide better access to services for those who reside within the health systems 11-county foot print. Atrium Health's Community Resource Hub can be accessed by visiting [www.atriumhealthcommunityresourcehub.org/](http://www.atriumhealthcommunityresourcehub.org/). The categories listed below reflect the resources available through Atrium Health's Community Resource Hub:

## Atrium Health – Community Resource Hub

### Care

#### Adoptive and Foster Care

- Adoption and Foster Parenting
- Adoption and Foster Placement
- Adoption Counseling
- Adoption Planning
- Post-Adoption Support

#### Animal Welfare

#### Community Supportive Services

- Computer or Internet Access
- Exercise and Fitness
- Recreation
- Weather Relief

#### Daytime Care

- Adult Daycare
- After School Care
- Childcare
- Help Find Childcare
- Help Pay for Childcare
- Day Camp
- Early Childhood Intervention
- Head Start
- Preschool
- Relief for Caregivers

#### End-Of-Life Care

- Bereavement

- Burial and Funeral Help

- Hospice

#### Navigating the System

- Case Management
- Help Fill Out Forms

#### Physical Safety

- Disaster Response
- Emergency Food
- Help Find Missing Persons
- Immediate Safety
- Help Escape Violence
- Safe Housing
- Safety Education
- Temporary Shelter
- Weather Relief

#### Residential Care

- Assisted Living
- Nursing Home
- Overnight Camp
- Residential Treatment

#### Support Network

- Counseling
- Help Hotlines
- Home Visiting
- In-home Support
- Mentoring

One-on-One Support  
Peer Recovery Coaching  
Peer Support  
Spiritual Support  
Support Groups  
12-Step  
Bereavement  
Parenting Education  
Virtual Support

## **Education**

### Help Find School

### Help Pay for School

Books  
Clothes for School  
Financial Aid and Loans  
Supplies for School

### More Education

Alternative Education  
Civic Engagement  
College Readiness  
Disaster Preparedness and Response  
English as a Second Language (ESL)  
Financial Education  
Credit Counseling  
Foreclosure Counseling  
Homebuyer Education  
Foreign Languages  
GED/High-School Equivalency  
Health Education  
Disease Management  
Family Planning  
Nutrition Education  
Parenting Education  
Safety Education  
Sex Education  
Understand Disability  
Understand Mental Health  
Understand Mental Health  
Special Education  
Supported Employment  
Tutoring  
Youth Development

### Preschool

### Screening and Exams

Citizenship and Immigration  
English as a Second Language (ESL)  
GED/High-School Equivalency

### Skills and Training

Basic Literacy  
Computer Class  
Daily Life Skills  
Interview Training  
Resume Development  
Skills Assessment  
Specialized Training

## **Food**

### Emergency Food

### Food Delivery

### Food Pantry

### Help Pay for Food

Government Food Benefits

### Meals

### Nutrition Education

## **Goods**

### Baby Supplies

Baby Clothes  
Diapers and Formula

### Clothing

Baby Clothes  
Clothes for School  
Clothing Vouchers

### Home Goods

Blankets and Fans  
Books  
Efficient Appliances  
Furniture  
Home Fuels  
Personal Care Items  
Supplies for Schools

### Medical Supplies

Assistive Technology  
Prostheses

### Personal Safety

### Toys and Gifts

## **Health**

### Addiction and Recovery

- 12-Step
- Detox
- Drug Testing
- Medications for Addiction
- Outpatient Treatment
- Peer Recovery Coaching
- Residential Treatment
- Sober Living
- Substance Abuse Counseling

### Dental Care

### End-of-Life care

- Bereavement
- Burial and Funeral Help
- Hospice

### Health Education

- Daily Life Skills
- Disease Management
- Family Planning
- Nutrition Education
- Parenting Education
- Safety Education
- Sex Education
- Understand Disability
- Understand Mental Health

### Help Pay for Healthcare

- Disability Benefits
- Discounted Healthcare
- Health Insurance
- Prescription Assistance
- Transportation for Healthcare

### Medical Care

- Alternative Medicine
- Checkup and Test
- Disability Screening
- Disease Screening
- Hearing Tests
- Pregnancy Test
- Exercise and Fitness
- Help Find Healthcare
- Medical Supplies
- Assistive Technology
- Prostheses

### Personal Hygiene

- Prevent and Treat
- Counseling
- Disease Management
- Early Childhood Intervention
- HIV Treatment
- Hospital Treatment
- In-Home Support
- Medication Management
- Nursing Home
- Occupational Therapy
- Outpatient Treatment
- Pain Management
- Physical Therapy
- Residential Treatment
- Specialized Therapy
- Speech Therapy
- Vaccinations
- Primary Care
- Skilled Nursing
- Support and Service Animals

### Mental Health Care

- Anger Management
- Bereavement
- Counseling
- Family Counseling
- Group Therapy
- Individual Counseling
- Substance Abuse Counseling
- Hospital Treatment
- Medications for Mental Health
- Mental Health Evaluation
- Outpatient Treatment
- Psychiatric Emergency Services
- Residential Treatment
- Support and Service Animals
- Understand Mental Health

### Sexual and Reproductive Health

- Family Planning
- Birth Control
- Fertility
- Sex Education
- STD/STI Treatment and Prevention
- HIV Treatment

Women's Health  
Maternity Care  
Postnatal Care

Vision care

**Housing**

Help Find Housing

Help Pay for Housing

Help Pay for Internet or Phone  
Help Pay for Utilities  
Housing Vouchers

Housing Advice

Foreclosure Counseling  
Homebuyer Education

Maintenance and Repairs

Efficiency Upgrades  
Health and Safety

Residential Housing

Long-Term Housing  
Assisted Living  
Independent Living  
Nursing Home  
Public Housing  
Safe Housing  
Short-Term Housing  
Nursing Home  
Sober Living

Temporary Shelter

**Legal**

Mediation

Representation

Translation and Interpretation

**Money**

Financial Assistance

Help Pay for Childcare  
Help Pay for Food  
Government Food Benefits  
Help Pay for Healthcare  
Disability Benefits  
Discounted Healthcare  
Health Insurance

Medical Supplies  
Prescription Assistance  
Transportation for Healthcare  
Help Pay for Housing  
Help Pay for Internet or Phone  
Help Pay for Utilities  
Help Pay for School  
Books  
Clothes for School  
Financial Aid and Loans  
Supplies for School  
Help Pay for Transit  
Bus Passes  
Help Pay for Gas  
Help Pay for Work Expenses

Financial Education

Credit Counseling  
Foreclosure Counseling  
Homebuyer Education  
Savings Program

Government Benefits

Disability Benefits  
Government Food Benefits  
Retirement Benefits  
Understand Government Programs  
Unemployment Benefits

Insurance

Health Insurance

Loans

Business Loans  
Personal Loans

Tax Preparation

**Transit**

Help Pay for Transit

Bus Passes  
Help Pay for Car  
Help Pay for Gas

Transportation

Transportation – All  
Transportation for Healthcare

**Work**

Help Find Work

Job Placement  
Supported Employment  
Help Pay for Work Expenses  
Retirement Benefits  
Unemployment Benefits  
Skills and Training  
Basic Literacy  
Computer Class  
Daily Life Skills  
Interview Training  
Resume Development  
Skills Assessment  
Specialized Training  
Supported Employment  
Workplace Rights



# Health Facilities

## Hospitals

Atrium Health Cabarrus	920 Church St N, Concord, NC 28025-2983 704-403-3000	
Gateway Ambulatory Surgery Center	1025 Northeast Gateway Center NE, Concord, NC 28025 704-920-7027	Physicians, Surgeons and Healthcare
Paragon Surgical	200 Medical Park Dr, Ste 400, Concord, NC 28025-0906 704-786-1108	Physicians, Surgeons and Healthcare

## Cabarrus Health Alliance

Cabarrus Health Alliance	300 Mooresville Road Kannapolis, NC 28081 704-920-1000 24-Hour Public Health Emergencies 704-920-1203	Provides clinical services that include pediatric primary care, dental services for all ages (2 locations), environmental health services, family planning programs, immunizations, international travel, WIC, STD testing.
Cabarrus Health Alliance Dental Clinic – Concord	280 Concord Parkway Suite 110-A Concord, NC, 28025 704-920-1070	Provides dental services for all ages (2 locations)
Cabarrus Health Alliance Dental Clinic – Kannapolis	300 Mooresville Road Kannapolis, NC 28081 704-920-1070	Provides dental services for all ages (2 locations)

## Community Health Centers

Cabarrus Rowan Community Health Centers, Inc.

Logan Family Medicine  
298 Lincoln Street, SW  
Concord, NC 28025  
704-920-1065

McGill Family Medicine  
202D McGill Avenue, NW, Concord,  
NC 28025  
704-792-2242

Both facilities provide primary care and behavioral health services to children and adults. Assist individuals with Medicaid, Medicare, Private Insurance, and Sliding Scale Program based income and household size. The Logan Family Medicine also includes a Dental Clinic.

Community Free Clinic  
528-A Lake Concord Road Concord,  
NC 28025  
704-782-0650

The Community Free Clinic provides adult primary care to uninsured residents of Cabarrus County with household income at or below 125% of federal poverty. The clinic offers an on-site pharmacy, lab services and referrals for specialty care at no charge to qualified residents.

Concord Children's Clinic	1040 Vinehaven Drive NE Concord, NC 28025 704-784-1010	Specializing in pediatrics, they take care of children from the time they are born through adolescence, including childhood illness, preventive care, immunizations, sports and school physicals. In addition to regular pediatric care, they offer: specialized appointments for high-risk neonates (premature infants) sensitive teenage gynecological examinations, overseas adoption and travel examinations.
---------------------------	--	---

## Clinics and Medical Offices

Ardley Internal Medicine-Harrisburg	5427 Highway 49 S Harrisburg, NC 28075 704-454-7360	Internal
Ardley Internal Medicine	1085 North East Gateway Ct. NE Ste 200 Concord, NC, 28025 704-403-8650	Internal & Family
Atrium Health Developmental and Behavioral Pediatrics Carolinas	301 Medical Park Dr. NE #202B Concord, NC 28025 704-403-2626	Psychiatric
Atrium Health Concord Internal Medicine	200 Medical Park Dr Ste 550, Concord, NC 28025 704-403-1307	Internal
Atrium Health Levine Pediatric Surgery	100 Medical Park Drive Suite 310, Concord, NC 28025 704-403-2662	Pediatric
Atrium Health Christopherson Family Medicine	319 Penny Lane, Suite 107 Concord, NC 28025 704-403-2680	Family
Atrium Health NorthEast Internal and Integrative Medicine	707 Memorial Blvd, Concord, NC 28025 704-403-7050	Internal
Atrium Health - Kannapolis Internal Medicine	201 Dale Earnhardt Blvd, Suite 200 Kannapolis, NC 28081 704-403-7300	Internal
Atrium Health Kannapolis	559 Jackson Park Road, Kannapolis, NC 28083	Emergency Department

	704-932-0270	
Avante at Concord	515 Lake Concord Rd, Concord, NC 28025 704-784-4494	Skilled Nursing Facility
Brian Center Health & Rehab Cabarrus	250 Bishop Lane, Concord, NC 704-788-6400	Skilled Nursing Facility
Cabarrus Ear, Nose, Throat and Facial Surgery Center	1018 Lee-Ann Dr. NE, Concord, NC 28025 704-782-7111	Otolaryngology
Cabarrus Eye Center, PA	201 LePhillip Court, NE, Concord, NC 28025 704-782-1127	Ophthalmology
Cabarrus Family Medicine-Concord	270 Copperfield Blvd Suite NE #102 Concord, NC 28025 704-786-6521	Family
Cabarrus Family Medicine-Harrisburg	4315 Physician Blvd Suite 101, Harrisburg, NC 28075 704-455-6521	Family
Cabarrus Family Medicine-Kannapolis	4949 Professional Park Dr, Suite 101, Kannapolis, NC 28081 704-938-6521	Family
Cabarrus Family Medicine-Mt. Pleasant	8560 Cook Street Mt. Pleasant, NC 28214 704-436-6521	Family
Cabarrus Family Medicine – Sports Medicine and Injury Care	5651 Poplar Tent Road Suite 102 Concord, NC 28027	Sports Medicine / Injury Care
Cabarrus Family Medicine Urgent Care	5641 Poplar Tent Rd Suite 101 Concord, NC 28027 704-782-1955	Family / Urgent Care
Cabarrus Health Alliance	300 Mooresville Road Kannapolis, NC 28083 704-920-1000	Provides clinical services that include pediatric primary care, dental services for all ages, family planning programs, immunizations, international travel, WIC, STD testing.
Cabarrus Pediatrics	66 Lake Concord Road, Concord, NC 28025 704-403-7720	Pediatric
Carolina Digestive Health Associates	1085 NE Gateway Court, Suite 280 Concord, NC 28025 704-455-9700	Gastroenterology
Carolina ENT Specialists, PA	1085 NE Gateway Court, Suite 100, Concord, NC 28025 704-782-2166	Otolaryngology

Carolina Internal Medicine	200 Medical Park Drive Suite 300, Concord, NC 28025 704-403-3676	Internal
Carolina Neurosurgery and Spine Center, PA	110 Lake Concord Road NE, Concord, NC 28025 704-792-2672	Surgical
Carolina Pediatric Eye Specialists	1025 Vinehaven Drive, Concord, NC 28025 704-795-5588	Pediatric Ophthalmology
Carolina Weight Loss Surgery	1090 Vinehaven Drive NE, Concord, NC 28025 704-403-7580	Surgical
Carolina Sleep Specialists	2323 Concord Lake Rd., Concord, 28025 704-707-4120	Sleep Medicine, ENT
Community Free Clinic	528 A Lake Concord Rd, Concord, NC 28025 704-782-0932	Provides primary medical care, prescription medications, laboratory tests, health education & emergency dental care to low-income uninsured residents of Cabarrus County.
Concord Children's Clinic	1040 Vinehaven Drive, Concord, NC 28025 704-784-1010	Pediatric
Atrium Health Women's Clinic	200 Medical Park Dr NE, #250 Concord, NC 28025 704-403-6900	OB/GYN
Copperfield OB/GYN – Concord	349 Penny Lane Concord, NC 28025 704-786-7158	OB/GYN
Copperfield OB/GYN – Harrisburg	4315 Physicians Blvd Suite 201 Harrisburg, NC 28075 704-455-5508	OB/GYN
DaVita Harrisburg Dialysis	3310 Perry Street Concord, NC 28027 704-792-1144 or 866-544-6741 ex. 4431	Nephrology
Dermatology Group of the Carolinas	335 Penny Lane Concord, NC 28025 704-784-5901	Dermatology
Family Foot Care	1022 Lee-Ann Dr NE, Concord, NC 28025 704-786-4482	Podiatry
Five Oaks Manor, LLC	413 Winecoff School Road, Concord, NC 28027 704-788-2131	Skilled Nursing Facility
Hospice and Palliative Care of Cabarrus County	5003 Hospice Lane Kannapolis, NC 28081 704-935-9434	Family

Kirk, James F., DPM, PA	889 Bradley Street Concord, NC 28025 704-786-4482	Podiatry
Logan Family Medicine/Dental	298 Lincoln St, SW Concord, NC 28025 704-792-2313	Family/Dental
McGill Family Medicine	202 D McGill Avenue NW, Concord, NC 28025 704-792-2242	Family
Midland Family Medicine	12925 Highway 601 #300, Midland, NC 28107 704-888-3702	Family
NorthEast Digestive Health Center	1070 Vinehaven Drive NE, Concord, NC 28025 704-783-1840	Gastroenterology
NorthEast Ear, Nose, and Throat Center, PA	3003 Dale Earnhardt Blvd #1 Kannapolis, NC 28083 704-788-1103	Otolaryngology
NorthEast Endocrinology	1085 NE Gateway Ct NE #330 Concord, NC 28025 704-403-8320	Endocrinology
NorthEast Infectious Diseases	200 Medical Park Drive Suite 280, Concord, NC 28025 704-403-1766	Infectious
NorthEast Lung Associates, PA	1090 NE Gateway Ct NE #201 Concord, NC 28025 704-403-7770	Pulmonary
NorthEast Neurology	270 Copperfield Blvd NE #201 Concord, NC 28025	Neurology
Levine Cancer Institute – NorthEast Radiation Therapy Center	920 Church St N, Concord, NC 28025 704-403-2647	Oncology
Northeast Pediatric Endocrinology	100 Medical Park Drive Suite 310, Concord, NC 28025 704-403-2660	Endocrinology
Carolinas Pediatric Neurology Care	100 Medical Park Drive Suite 310, Concord, NC 28124 704-403-2660	Neurology
Northeast Pediatric Pulmonology	100 Medical Park Dr, Suite 310, Concord, NC 28025 704-403-2660	Pulmonology
Atrium Health Northeast Plastic and Reconstructive Surgery	200 Medical Park Drive, Suite 320, Concord, NC 28025 704-403-2760	Surgical
NorthEast Psychiatric Services	380 Copperfield Blvd Concord, NC 28025 704-403-1800	Psychology and Psychiatric
NorthEast Psychiatric Services-Harrisburg	5427 Hwy 49, S Harrisburg, NC 28075 704-454-7268	Psychiatric

NorthEast Rheumatology	200 Medial Park Dr NE, Suite 330 Concord, NC 28025 704-403-1308	Rheumatology
Carolina Urology Partners	1084 Vinehaven Drive, Concord, NC 28025 704-786-5131	Urology
Atrium Health NorthEast Women's Health and Obstetrics	1054 Burrage Road NE Concord, NC 28025 704-403-7800	OB/GYN
Novant Health Kannapolis Family Medicine	1035 Dale Earnhardt Blvd Kannapolis, NC 28023 704-316-1886	Family
Pruitt Health – Town Center	6300 Roberta Road Harrisburg, NC 28025 704-455-5553	Skilled Nursing Facility
Atrium Health Occupational Medicine Services	1090 NE Gateway Ct NE #201 Concord, 28025 704-403-9000	Occupational
OrthoCarolina Concord	354 Copperfield Blvd, Concord, NC 28025 704-786-5122	Orthopedics
Paragon Surgical Specialists	200 Medical Park Dr. Suite 400, Concord, 28025 704-786-1108	Surgical
Atrium Health Piedmont Orthopedic Specialists	5651 Poplar Tent Rd, #200 Concord, NC 28027 704-403-7020	Orthopedics
Atrium Health Levine Piedmont Pediatrics	1085 NE Gateway CT Concord, NC 28025 (704) 403-4650	Pediatric
Piedmont Surgical Clinic, PA	200 Medical Park Dr NE #430 Concord, NC 28025 704-786-1104	Surgical
Quinn Ear, Nose and Throat	25 Lake Concord Road, NE Concord, NC 28085 704-782-6673	Otolaryngology
Renaissance Plastic Surgery, PA	398 Copperfield Blvd, NE, Concord, NC 28025 704-266-4300	Surgical
Atrium Health NorthEast Women's Health and Obstetrics	2101 Shiloh Church Road Ste 202 Davidson, NC 28036 704-439-3770	OB/GYN
Atrium Health Levine Children's Rocky River Pediatrics	5427 Highway 49 S Harrisburg, NC 28075 704-455-5565	Pediatric
Ryan Foot and Ankle Clinic	492 Copperfield Boulevard, Concord, NC 28025 704-788-9797	Podiatry

Sanger Heart and Vascular Institute – Concord	100 Medical Park Drive Suite 210, Concord, NC 28025 704-403-6100	Cardiology
Serenity House	172 Spring Street SW, Concord, NC 28025 704-786-8722	Provides quality residential rehabilitation for services for individuals using substances.
Atrium Health Levine Children’s Suburban Pediatrics	3396 Cloverleaf Parkway, Kannapolis, NC 28083 704-784-1811	Pediatric
Atrium Health Levine Children’s Suburban Pediatrics - Davidson	NorthEast Outpatient Center Renaissance Square Davidson, NC 28036 704-439-3700	Pediatric
Atrium Health Sanger Clinic Pediatric Cardiology	100 Medical Park Drive NE Suite 310 Concord, NC 28025 704-403-2860	Cardiology
Transitional Health Services - Kannapolis	1810 Concord Lake Road, Kannapolis , NC 28083 704-933-3781	Skilled Nursing Facility
Universal Healthcare	430 Brookwood Avenue NE Concord, NC 28025-2566	Skilled Nursing Facility
Urology Specialists of the Carolinas	1085 NE Gateway Ct Suite 180, Concord, NC 28025 704-707-2200	Urology
Arium Health Weddington Internal Medicine and Pediatrics	3020 Weddington Road, Concord, NC 28027 704-403-7700	Internal
Winecoff Family Practice	304 Winecoff School Road, Concord, NC 28027 704-262-7901	Family

## Urgent Care

Cabarrus Family Medicine Urgent Care at Poplar Tent	5641 Poplar Tent Road Suite 101 Concord, NC 28027	Urgent Care
Cabarrus Urgent Care	1090 NE Gateway Ct NE #202 Concord, NC 28025 704-786-6122	Urgent Care

## Pediatric Services

Name	Address	Phone	Notes
Cabarrus Pediatrics	66 Lake Concord Road, Concord, NC 28025	704-403-7720	Our office hours are: 8:00 am - 5:00 pm (Monday-Friday) Acute

			illness triage on Saturday 8:15 - 12:00 pm
Cabarrus Health Alliance	300 Mooresville Road Kannapolis, NC 28081	704-920-1000	Provides clinical services for well and sick children. Our purpose is to promote and maintain health; detect health problems in children before they become long term, costly problems; and treat illnesses.
Suburban Developmental and Behavioral Pediatrics	301 Medical Park Drive, Ste. 202, Concord, NC 28025	704-403-2626 Fax: 704-403-2699	Special interest in children with Developmental & Behavioral problems, especially those with Attention Deficit Disorders.
Suburban Pediatrics	3396 Cloverleaf Parkway, Kannapolis, NC 28083	704-403-7740	Goal is to provide quality care for your child. We pride ourselves on our skills – both the hard technical skills and the soft people skills
Concord Children's Clinic	1040 Vinehaven Drive, NE, Concord, NC 28025	704-784-1010	In addition to routine care we offer, specialized appts for high-risk neonates, sensitive teenage gynecological exams, and overseas adoption and travel examinations. Accept most major insurance plans.
Piedmont Pediatrics Gateway	Medical Office Bldg, 1085 Northeast Gateway Ct. NE Ste. 290 Concord, NC 28025	704-403-4650	Physicians of Piedmont Pediatrics are all medical doctors with further training in pediatrics, a specialty branch of medicine that diagnoses and treats diseases and illnesses of children from infancy through teenage development. Accepts Medicaid and most other major insurance carriers.

## Supportive Services

### Children

Academic Learning Center	2353 Concord Lake Rd #160 Concord, NC 28025	Provides free after school tutoring to youth in grades 1-5. Helps students to reach their individual academic
--------------------------	---	---



	704-782-2301	potential & develop positive self-esteem.
Boys & Girls Club of Cabarrus County	247 Spring St NW Concord, NC 28025 704-721-(CLUB) 2582	Provides youth development programs for young men & women. Provides opportunities for day camps & summer camps.
Cabarrus Partnership for Children	1303 S. Cannon Blvd Kannapolis, NC 28083 (704) 933-8278	Cabarrus Partnership for Children connects purpose, people and programs to ensure child well-being in Cabarrus County, North Carolina.
Child Advocacy Center at Atrium Health Cabarrus	Northeast Medical Center Heliport, 920 Church St N, Concord, NC 28025 (704) 403-3000	Staff members assist children and strengthen families by providing child interviews and medical examinations with medical diagnosis, treatment and referral when appropriate by utilizing a multidisciplinary team approach to child abuse. This child-sensitive approach emphasizes early intervention, coordinated investigations and allied responses to this
Communities In Schools of Cabarrus County	120 Marsh Ave NW Concord, NC 28025 704-788-1007	Provides tutoring/mentoring programs for students in seven Cabarrus County Schools. Provides school readiness programs for three & four year-olds at two child care centers in Cabarrus County.
Jeff Gordon's Children's Hospital at Atrium Health Cabarrus	Northeast Medical Center Heliport, 920 Church St N, Concord, NC 28025 (704) 403-3000	Jeff Gordon Children's Hospital provides care close to home for pediatric patients from birth to age 18 in Cabarrus and surrounding counties.
Logan Community Day Care Association	185 Rone Ave SW Concord, NC 28025 704-786-8800	5-star licensed day care for preschool children ages six weeks to five years, including children from low-income families & children with special needs.

## Children's Activities / Programs

Big Brothers Big Sisters of Cabarrus County	555 Concord Parkway, South Suite 318, Concord 28027 (Housed at the Speedway) (704) 305-3411	Two offices in Cabarrus. Children must be enrolled no later than age 14. Once matched, children can remain in the program until their 18 <sup>th</sup> birthday.
---	--	--

Boys and Girls Club of Cabarrus County	247 Spring Street, NW, Concord, NC 28025 704-721-2582	BGC strive to meet the youth development needs in their communities. It is a safe place where young people can come to enjoy themselves and their friends. Club members have the opportunity to learn, grow, give back to the community, discover their needs, set goals and meet new friends. Offer a full schedule of great activities from simple games to leadership opportunities.
4-H Clubs – Cabarrus County Cooperative Extension	715 Cabarrus Avenue, West Concord, NC 28027 704-920-3310	4-H is a fun program where you get to “learn by doing” Everyone is invited to join. Special activities to match everyone’s interest. Membership is free. Club activities are usually covered by money-making projects conducted by the club.
Special Olympics Cabarrus County	7321 Raging Ridge Rd. Harrisburg, NC 28075 704-454-7300	Based out of Cabarrus County Schools, Special Olympics Cabarrus County serves over 750 children and adults with disabilities throughout the county. Training and competition are offered in 16 sports as well as the Youth Athletes Program.
Wings of Eagles Ranch	4800 Faith Trails, Concord, NC 28025 704-784-3147	WofE is a family owned and operated non-profit organization which specializes in a practice known as therapeutic horseback riding. Horseback riding provides physical, mental and emotional rewards.
YMCA of Cabarrus County	5325 Langford Ave, Concord, NC 28027 704-795-9622	West Cabarrus (Afton Village)
	101 YMCA Drive, Kannapolis, NC 28081 704-939-9622	Kannapolis YMCA
	4100 Main Street, Harrisburg, NC 28075 704-454-7800	Harrisburg

## Clothing Assistance

Baptist Sharing House	117 Peachtree Street, Concord, NC 28025 704-788-6507	Open: Monday, Tuesday, and Thursday from 8 a.m. to 11 a.m.
Crisis Distribution Center	280 Concord Parkway, Suite 60 Concord, NC 28027	Open: Tuesday 1-5, Friday 11-3pm, and Wednesday and Thursday by appointment. Must present NC ID/DL

	704-782-8535	and proof of current residence (utility bill/lease/ mortgage). Proof of SS number for all in household and proof of all income last 2 months.
Forest Hill UMC Clothing Closet	265 Union Street, Concord, NC	Thursdays only from 10:00 AM to 1:00 PM
Mt. Calvary Lutheran Church	204 Little Texas Rd. Kannapolis, NC 704-938-9609	Call for appointment.
Operation Bread Basket	59 Chestnut Dr. SW, Concord, NC 704-784-2581	Open: Monday, Wednesday, and Friday 10:00 am – Noon (Closed in July). Must fill out application during operating hours above. Must provide valid address/ID/DL for applicant. Must provide proof of SS number for all in household/NC ID/DL.
Salvation Army	216 Patterson Ave, Concord, NC 28025 704-782-7822	Open: Wednesday. 9:00 – 11:30 am; and from 1:00 – 2:30 pm

## Clothing Thrift Stores

CVAN's Cool Used Stuff	543 Concord Parkway N Concord, NC 28027 704-788-4000	In front of K-Mart Hours: Mon-Fri 10am-6pm Sat 10am-5pm
Clothing Closet	2216 Kannapolis Hwy, Concord 704-786-4020	Across from Employment Security Commission
Goodwill	5511 Poplar Tent Rd Concord, NC 704-782-0829	Hours: Mon-Sat 9am-7pm Sun 1pm-6pm
	2303 Coldwater Ridge Dr. Kannapolis, NC 704-784-9000	
	2023 Dale Earnhardt Blvd Kannapolis, NC 704-784-9000	Hours: Mon-Sat 9am-7pm Sun 1pm-6pm
	1806 S Cannon Blvd Kannapolis, NC 704-938-2218	Hours: Mon-Sat 9am-7pm Sun 1pm-6pm
Habitat for Humanity ReStore	2902 Cloverleaf Parkway Kannapolis, NC 704-786-4000	

Salvation Army Thrift  
Store

2901 Cloverleaf Parkway  
Kannapolis, NC  
704-788-2055

Hours: Mon-Sat 10am-7pm

## Courts / Criminal Justice / Legal

Cabarrus County  
District 19

Main Telephone Number  
704-786-4137

Criminal District – 704-786-4137  
Criminal Superior – 704-786-4138  
Civil Superior- 704-786-4201  
Civil District – 704-786-4201  
Child Support -704-786-4139  
Small Claims – 704-786-7914  
Estates – 704-786-4137  
Bookkeeping – 704-786-4251  
Community Service -704-786-2712  
Custody mediation – 704 786-8547  
District Attn – 704-786-6171  
Magistrate – 704-786-6016

Cabarrus Reentry  
Initiative

Cabarrus Joblink Office  
275 Kannapolis Highway,  
Concord, NC 28027  
704-786-3183

The program provides  
comprehensive service and support  
for men and women with  
misdemeanor and/or felony  
charges.

Dept of Juvenile  
Justice & Delinquency  
Prevention

704-786-5611  
Fax: 704-792-1993

To promote public safety and  
juvenile delinquency prevention,  
intervention, and treatment through  
the operation of a seamless,  
comprehensive juvenile justice  
system. There are juvenile crime  
prevention councils, community  
programs and courts services.

Guardian ad Litem

2325 Concord Lake Road,  
Concord, NC 28025  
704-784-4151  
Fax: 704-784-4109

Our mission is to provide trained  
independent advocates to represent  
and promote the best interests of  
abused, neglected, and dependent  
children in the state court system  
and to work towards a plan that  
ensures that these children are in a  
safe permanent home.

Kannapolis Police  
Department

314 South Main Street,  
Kannapolis, NC 28081  
704-920-4000

[www.cityofkannapolis.com](http://www.cityofkannapolis.com)

Concord Police Dept

41 West Cabarrus Avenue,  
Concord, NC 28025  
704-920-5000

[www.ci.concord.nc.us](http://www.ci.concord.nc.us)

Sheriff's Office of  
Cabarrus County

30 Corban Avenue, SE,  
Concord, NC 28025  
704-920-3000

[www.cabarruslaw.us/sheriff](http://www.cabarruslaw.us/sheriff)

Legal Aid of North Carolina	785 Davidson Drive, NW, Concord, NC 28025 Phone: 704-786-4145 Toll Free for consumers only: 800-849-8009	Concord office provides legal assistance in civil matters (noncriminal) to eligible, low income clients who have problems with their basic needs and live in the four-county surrounding area (Anson, Cabarrus, Stanly, and Union). Community Economic Development cases will be individually reviewed and accepted, if possible.
Project Safe Cabarrus	Postal Mail Address: Project SAFE Cabarrus 314 South Main Street Kannapolis, NC 28081 (704) 920-5014	Project SAFE Cabarrus is a collaborative effort on behalf of Federal and State law enforcement agencies designed to improve the quality of life for all residents of Cabarrus County by supporting a comprehensive strategy to address illegal gun, gang and violent crime throughout the county.

## Crisis Intervention

Child Advocacy Center at Atrium Health Cabarrus	Atrium Health Cabarrus Heliport, 920 Church St N, Concord, NC 28025 (704) 403-3000	Staff members assist children and strengthen families by providing child interviews and medical examinations with medical diagnosis, treatment and referral when appropriate by utilizing a multidisciplinary team approach to child abuse. This child-sensitive approach emphasizes early intervention, coordinated investigations and allied responses to this community problem.
United Family Services (UFS)	952 Copperfield Blvd, Concord, NC 28025 704-786-7918	Information and Appointment Line: 704.786.7918
Rape Crisis Hotline: 704.721.0110		Hours of Operation: Mon –Thurs 8am-8pm; Fri 8am -1pm
Atrium Health Cabarrus	920 Church Street North, Concord, NC 28025 704-403-3000	Atrium Health Cabarrus (Emergency Care Center) offers Emergency Behavioral Health Assessments for persons experiencing acute mental health and substance abuse symptoms. Services are available 24 hours 7 days per week.

Piedmont Behavioral Health	800-939-5911	Contact PBH's 24/7 Access hotline for assistance with any mental health or substance abuse emergency including suicide prevention.
Facility Based Crisis – Daymark	284 Executive Branch Drive, Concord, NC 28025 704-939-1100	Facility based crisis facility; Walk-ins for individuals experiencing acute mental health or substance abuse problems. Provide mental health stabilization and substance abuse detox.
Daymark Recovery Services	284 Executive Branch Drive, Concord, NC 28025 704-939-1100	Daymark Recovery Services offers walk-in appts from the hours of 8am-8pm, Monday – Friday for persons experiencing acute mental health or substance abuse symptoms. Daymark also offers a Mobile Crisis unit that is community based and can come to a person's home when experiencing acute mental health/substance abuse symptoms.
National Suicide Prevention Hotlines	#800-SUICIDE 800-273-TALK (8255)	MHA Association of the Central Carolina's (Mental Health Association)

## Developmental Disabilities Resources

The Arc of Cabarrus County	2319 Concord Lake Road, Concord, NC 28026 704-788-1616	
Concord Children's Developmental Services Agency (CDSA)	1065 Vinehaven Drive Concord NC 28025 704-786-9181	Service to Cabarrus, Iredell, Rowan, Stanly, Union to assure that children from 0 to 3 years of age receive early intervention services mandated under the North Carolina Infant-Toddler Program, Part C of the Individuals with Disabilities Education Act.

Disability Rights and Resources (part of The United Way of Central Carolinas)	5801 Executive Center Drive, Suite 101 Charlotte, NC 28212 Phone: 704-537-0550 (V/TTY) 800-755-5749 Fax: 704-566-0507	Can assist clients with applying for disability and assisting with the appeals process. For assistance contact Kevin Nale at (704)537-0550. Offer advocacy, community integration, independent living skills, peer support, and information and referral. Cabarrus, Union, Meck, and Gaston.
Vocational Rehabilitation	295 Kannapolis Hwy Concord, NC 28027 704-782-2151	Sixteen and up with physical and mental disabilities seeking employment rehabilitation assistance.

## Disabled Adults

Cabarrus Meals on Wheels	320 – C Copperfield Blvd, Concord, NC 28025 704-788-3412	Provides one hot meal & daily personal contact on weekdays to frail, elderly & disabled homebound citizens of Cabarrus County who are unable to cook for themselves.
Arc of Cabarrus County	PO Box 1367 Concord, NC 704-788-1616	Advocates for the rights of persons with developmental disabilities and their families. Promotes public education & awareness of persons with mental retardation & other developmental disabilities.
Coltrane L.I.F.E. Center	321 Corban Ave SE, Concord, NC 28025 704-788-1215	Provides a quality, weekday program of therapeutic & health care services along with structured activities for older adults with physical, social, emotional & impairments.
Piedmont Residential Development Center	823 Davidson Dr, Concord, NC 28026 704-788-2304	Provides long-term residential & developmental services to children & adults who have significant medical, physical & mental disabilities.

## Emergency Needs – Food, Shelter, Medication

Baptist Sharing House	117 Peachtree Ave NW, Concord, NC 28025 (704) 788-6507	The Baptist Sharing House is a Christian based ministry of the Cabarrus Baptist Association that has helped thousands of families with food and clothing
-----------------------	--	--

		since 1982. Walk-ins welcome without an appointment. Returning clients should schedule an appointment.
Cooperative Christian Ministry	246 Country Club Drive, Concord, NC 28025 704-786-4709	Provides emergency assistance with mortgage, rent, utilities, or medications.
Cupboard of Love Food Pantry	Westford United Methodist Church 273 Hwy 49 South Concord	Saturday only 9:00 AM – Noon
Joseph's Cupboard	212 Prince St, Kannapolis, NC 28001 704-938-6015	Provides food
Kannapolis Food Pantry – Westpoint Baptist Church	1100 Pine St, Kannapolis, NC 28081 704-933-2613	Provides food
Operation Bread Basket	59 Chestnut Dr SW, Concord, NC 28025 704-784-2581	Provides food
Salvation Army Cabarrus County - (First Evangelical Methodist Church)	216 Patterson Ave, Concord, NC 28026 704-782-7822	Provides emergency shelter, food & financial aid to families in danger of homelessness. Offers counseling services.
Samaritan House Soup Kitchen & Night Shelter	216 Patterson Ave., Concord, NC 28025 704-782-7710	Hot meal 11 am – 12:30 pm weekdays and Shelter 7:15pm – 6:30am

## Employment Assistance

Baptist Sharing House/Christian Women's Job Corp	117 Peachtree Avenue, Concord, NC 28025 704-788-6507	Faith based program that assist women with computer skills (a.m. & p.m. classes); budgeting; parenting; bible study (a.m. & p.m.); assistance with filling out a job application; resume building, one-on-one mentoring program. Call or walk-in to sign up for classes.
Cabarrus County Job Link Career Center/Employment Security Commission	2275 Kannapolis Hwy, Concord, NC 28027 704-786-3183	Assistance with job applicants, process claims for unemployment benefits.
DSS-Employment Services/Work First Family Assistance	1303 S. Cannon Blvd, Kannapolis, NC 28083 704-920-1400	Must apply for eligibility



Opportunity House	2216 Kannapolis Hwy 704-786-4020	8-2pm. M-F A Daytime Resource Center for residents of the homeless shelter and others in the community who are unemployed and underemployed.
Vocational Rehabilitation	2295 Kannapolis Hwy, Concord, NC 28027 704-782-2151	Sixteen and up with physical and mental disabilities seeking employment rehabilitation assistance.

## Financial Assistance

Cooperative Christian Ministry - Cabarrus County and Kannapolis Residents	246 Country Club Dr., Concord, NC 28025 704-786-4709	Open Mon., Tues., Thurs., Fri. 9:00 am-4:00 pm and Wed. 9:00 am – 12:30 pm. Requests for appointments must be made in person at CCM Crisis Center. Appointments are scheduled on a first come, first serve basis.
Department of Human Services-Cabarrus County	1303 S. Cannon Blvd. Kannapolis, NC 28083 704-920-1400	Monday through Friday 8:00 am-4:30 pm. Must be in eviction or utility cut-off status.
First Baptist Church	200 Branchview Drive S.E. Concord, NC 28025 704-786-9167	Assist with past due bills based on available funds.
Salvation Army	216 Patterson Ave Concord, NC 28025 704-782-7822	Open: Mon, Tues, Thu 9:00 – 11:30 am; 1:00 – 2:30 pm. Eviction letter or cut off notice

## Geriatric / Older Adults

Centralina Regional Council	<a href="https://centralina.org/">https://centralina.org/</a> 704-372-2416	This website is a comprehensive listing of services for older adults in Cabarrus County Areas in which they provide information for a variety of issues facing seniors including: adult day care, Medicaid, employment programs, energy assistance program, food stamps, home health, hospice, hospitals, housing and long term care facilities, senior centers transportation and volunteer opportunities.
Cabarrus Active Living and Parks	331 Corban Ave NE, Concord, NC 28025	Cabarrus Active Living and Parks coordinates several human service programs funded by

	704-920-3484	the Older Americans Act, which offer overall wellness activities, promote health and/or delay any decline in health status.
Coltrane L.I.F.E. Center	321 Corban Ave SE, Concord, NC 28025 704-788-1215	Provides a quality, weekday program of therapeutic & health care services along with structured activities for older adults with physical, social, emotional & impairments.
Meals on Wheels	320-C Copperfield Blvd. Concord, NC 28025. 704-788-3412 Fax: 704-788-2989	<a href="http://www.cabarrusmow.org">www.cabarrusmow.org</a> . Cabarrus Meals on Wheels helps homebound seniors and disabled individuals remain independent by the delivery of nutritious hot meals contributing to their overall well-being.

## Hotlines and Helplines

Behavioral Health Help Line	704-444-2400	Atrium Health has a crisis intervention help line, staffed by masters-level mental health professionals and registered nurses available 24-hours a day, seven days a week. The team answering the phone can also make referrals to behavioral health specialists and offer information on community behavioral health resources.
Daymark Crisis Line 24-Hours & Mobile Engagement Services	866-275-9552	

## Housing

Cooperative Christian Ministry	246 Country Club Drive, Concord, NC 28025 704-786-4709	Provides emergency assistance with mortgage, rent, utilities, or medications. CCM oversees three transitional housing facilities: My Father's House, Women's and Children's Home and Teaching Houses
Habitat for Humanity of Cabarrus County	PO Box 1502 Concord, NC 28026 704-786-4001	Christian ministry that builds & sells homes to low-income families at 0% interest in partnership with churches, businesses, & individuals.
Prosperity Unlimited, Inc.	1660 Garnet Street Kannapolis, NC 704-933-7405	Call for an appointment, M-F 8:30 AM to 5:00 PM Includes Housing Counseling, Homebuyers Education and Foreclosure